



Notice of Regular Meeting
Oceano Community Services District - Board of Directors Agenda
WEDNESDAY, MAY 25, 2022 – 6:00 P.M.
Oceano Community Services District Board Room
1655 Front Street Oceano, CA

All items on the agenda including information items, may be deliberated. Any member of the public with an interest in one of these items should review the background material and request information on the possible action that could be taken.

All persons desiring to speak during any Public Comment period are asked to fill out a "Board Appearance Form" to submit to the Board Secretary prior to the start of the meeting. Each individual speaker is limited to a presentation time of THREE (3) minutes per item. Persons wishing to speak on more than one item shall limit their remarks to a total of SIX (6) minutes. This time may be allowed between items in one-minute increments up to three minutes. Time limits may not be yielded to or shared with other speakers.

1. CALL TO ORDER
2. ROLL CALL
3. FLAG SALUTE
4. AGENDA REVIEW
5. PUBLIC COMMENT ON MATTERS NOT ON THE AGENDA

This public comment period provides an opportunity for members of the public to address the Board on matters of interest within the jurisdiction of the District that are not listed on the agenda. If a member of the public wishes to speak at this time, Public comment is limited to three (3) minutes.

6. SPECIAL PRESENTATIONS & REPORTS:

A. STAFF REPORTS:

- i. Sheriff's South Station - Commander Jay Wells
- ii. FCFA Operations - Chief Steve Lieberman
- iii. Operations – Utility System Manager Tony Marraccino
- iv. OCSD General Manager – Will Clemens

B. BOARD OF DIRECTORS AND OUTSIDE COMMITTEE REPORTS:

- i. Vice President Villa
- ii. Director Gibson
- iii. President White
- iv. Director Austin

C. PUBLIC COMMENT ON SPECIAL PRESENTATIONS AND REPORTS:

This public comment period provides an opportunity for members of the public to address the Board on matters discussed during Special Presentations and Reports. If a member of the public wishes to speak at this time, Public comment is limited to three (3) minutes.

7. CONSENT AGENDA ITEMS:

Public comment Members of the public wishing to speak on consent agenda items may do so when recognized by the Presiding Officer. If a member of the public wishes to speak at this time, Public comment is limited to three (3) minutes.

- A. Review and Approval of Minutes for the Regular Meeting of April 27, 2022
- B. Review and Approval of Minutes for the Special Meeting of April 30, 2022
- C. Review of Cash Disbursements
- D. Adoption of Plans and Specifications and Authorization of Advertisement for Construction Bids for the Hwy 1/Alleyway at 19th Street Waterline Replacement Project (Contract No. 2022-01)

8. BUSINESS ITEMS:

Public comment Members of the public wishing to speak on business items may do so when recognized by the Presiding Officer. If a member of the public wishes to speak at this time, Public comment is limited to three (3) minutes.

- A. Presentation by One Cool Earth regarding their "Earth Genius" program at Oceano Elementary School
- B. Workshop on the 2022-2023 Budget with Board direction as deemed appropriate

9. HEARING ITEMS:

Public comment Members of the public wishing to speak on hearing items may do so when recognized by the Presiding Officer. If a member of the public wishes to speak at this time, Public comment is limited to three (3) minutes.

10. RECEIVED WRITTEN COMMUNICATIONS:

11. LATE RECEIVED WRITTEN COMMUNICATIONS:

12. FUTURE AGENDA ITEMS: Deferred Infrastructure Program (as needed), Lopez Water Contract Amendments (2022), Wastewater CIP (Future year), Social Media Policy/ Live Stream Board Meetings (As directed), Bill insert/ mailing policy (As directed), Policy & Procedure Manual review (As directed), CSDA Transparency Certification (As directed), Solid Waste Education Center (As directed)

13. FUTURE HEARING ITEMS:

14. CLOSED SESSION:

15. ADJOURNMENT:

This agenda was prepared and posted pursuant to Government Code Section 54954.2. Agenda is posted at the Oceano Community Services District, 1655 Front Street, Oceano, CA. Agenda and reports can be accessed and downloaded from the Oceano Community Services District website at www.oceanocsd.org

ASSISTANCE FOR THE DISABLED If you are disabled in any way and need accommodation to participate in the Board meeting, please call the Clerk of the Board at (805) 481-6730 for assistance at least three (3) working days prior to the meeting so necessary arrangements can be made.



Oceano Community Services District

Summary Minutes

Regular Meeting Wednesday, April 27, 2022 – 6:00 P.M.

Location: OCSD BOARD ROOM

1. **CALL TO ORDER:** at approximately 6:00 p.m. by President White

2. **ROLL CALL:**

Board members present: President White, Vice President Villa, Director Austin, and Director Gibson.
Staff present: General Manager Will Clemens, Business and Accounting Manager Carey Casciola, Celia Ruiz, Account Administrator III and Jeff Minnery, Legal Counsel.

3. **FLAG SALUTE:** led by President White

4. **AGENDA REVIEW:** Agenda accepted as presented.

5. **PUBLIC COMMENT ON MATTERS NOT ON THE AGENDA:**

Charles Varni	Commented and proposed a question regarding SLO County becoming a Charter County and election costs to the District. Provided comments regarding the SLOCOG Community Betterment Grant.
---------------	---

6. **SPECIAL PRESENTATIONS & REPORTS:**

A. STAFF REPORTS:

- i. **Sheriff's South Station** – Commander Jay Wells – In March 2022 882 Calls for Service in Oceano generating:
102 reports / 19 arrests / 29 cases referred to the District Attorney. Theft is still a major concern. Seeing a rise in thefts as camping opens up and visitors are returning. California Peace Officers Memorial is Monday, May 2nd in Sacramento. On Thursday, May 5th Pismo Beach is hosting the SLO County event at 10am. This is also the one-year anniversary of Detective Luca Benedetti's passing in the line of duty. May 11th – 15th is National Police week.
- ii. **FCFA** - Chief Steve Lieberman – Absent. President White reported:
Based on 2021 Call Data – the FCFA is the 3rd largest fire dept. in San Luis Obispo County.
- iii. **Operations** - Utility Systems Manager - Tony Marraccino
Lopez is at 28.6% full which is 14,125 AF
State Water 34 AF (YTD 99 AF) / Pumped 20 AF in March
15 Work orders / 18 USAs / 13 Customer Service Calls / 4 After Hours Call Outs / 0 SSOs
Continuing with daily, weekly, and monthly samples & rounds
First of the month equipment startups / Recycled concrete and asphalt
Continuing with meter replacement / Door hangers & lock offs
Replaced damaged hydrant on Pier Ave / Manhole raised
Continuing with trash/ 4 tickets through Ready 311 app
Well 8: Weed abatement and repair to chlorine pump.
Completed a hydrant relocation for Caltrans project on Hwy 1
Attended a 3-day seminar at AWWA
- iv. **OCSD General Manager – Will Clemens**
County of SLO Board of Supervisors approved the District's CDBG application for \$225,000 in funds for our water tank rehabilitation project. We submitted a grant application to Congressman Carbajal for 1 million for community projects funding (water line projects). We also submitted a request to be considered for the IRWM Prop 1 Round 2 implementation grant for the same projects. I attended a CSDA sponsored free media training seminar. On Saturday, April 30th at 1:30pm the District is hosting a special informational meeting regarding Measure A-22 for emergency medical and fire services.

B. BOARD OF DIRECTORS AND OUTSIDE COMMITTEE REPORTS:

- i. Vice President Villa – reported on the 4/21/2022 Oceano Advisory Council (OAC)
- ii. Director Austin – None
- iii. President White – reported on the Five Cities Fire Authority Board Meeting (FCFA).
- iv. Director Gibson – None

C. PUBLIC COMMENT ON SPECIAL PRESENTATIONS AND REPORTS:

Charles Varni	Asked questions regarding grants and what LAFCO will allow the District to apply to for grant funds.
---------------	--

7. CONSENT AGENDA:	ACTION:
<ul style="list-style-type: none"> a. Review and Approval of Minutes for the Regular Meeting of April 13, 2022 b. Review of Cash Disbursements c. Submittal of the District's Fiscal Year 2021-22 Quarter 3 Treasurer Report d. Approval 2021 NCMA Report prepared by GSI Water Solutions Inc. 	<p>After an opportunity for public comment, Board and staff discussion, Vice President Villa made a motion to approve consent agenda items as presented with a second from Director Austin and a 4-0 roll call vote.</p> <p>Public Comment: Charles Varni provided comment on the use of groundwater for the Arroyo Grande oil field and its expansion.</p>

8A BUSINESS ITEMS:	ACTION:
Consideration and approval of the Alternate Special Districts Representative for the San Luis Obispo Local Agency Formation Commission; Candidate Vote; Submittal of Vote	<p>After an opportunity for public comment, Board and staff discussion, Director Austin made a motion to vote for Ed Eby for the Alternate Special Districts Representative for the San Luis Obispo Local Agency Formation Commission with a second from Director Gibson and a 4-0 roll call vote.</p> <p>Public Comment: None</p>

8B BUSINESS ITEMS:	ACTION:
Review of the District's Budget Status as of March 31, 2022	<p>After an opportunity for public comment, Board and staff discussion the item was received and filed.</p> <p>Public Comment: Charles Varni provided comment on the solid waste rate increase and the IWMA.</p>

- 9. **HEARING ITEMS:** None
- 10. **RECEIVED WRITTEN COMMUNICATIONS:** None
- 11. **LATE RECEIVED WRITTEN COMMUNICATIONS:** None
- 12. **FUTURE AGENDA ITEMS:**
Deferred Infrastructure Program (as needed), Lopez Water Contract Amendments (2022), Wastewater CIP (Future year), Social Media Policy/Live Stream Board Meetings (as directed), Bill insert/mailling policy (as directed), Policy & Procedure Manual review (As directed), CSDA Transparency Certification (as directed), Solid Waste Education Center (As directed), Measure A-22 Town Hall Meeting (April 30, 2022 at 1:30 PM)
- 13. **FUTURE HEARING ITEMS:** None
- 14. **CLOSED SESSION:** None
- 15. **ADJOURNMENT:** Approximately 6:50pm



Oceano Community Services District

Summary Minutes

Special Meeting Saturday, April 30, 2022 – 1:30 P.M.

Location: OCSD BOARD ROOM

1. **CALL TO ORDER:** at approximately 1:30 p.m. by President White
2. **ROLL CALL:**
Board members present: President White, Vice President Villa, Director Austin, and Director Gibson.
Staff present: General Manager Will Clemens and Business and Accounting Manager Carey Casciola
3. **FLAG SALUTE:** led by President White
4. **PUBLIC COMMENT ON ITEMS NOT ON THE AGENDA:** None

6 BUSINESS ITEMS:	ACTION:
Informational presentation regarding Measure A-22 on the ballot for the June 7, 2022, primary election for voters within the Oceano Community Services District (OCSD) boundaries regarding a special tax for emergency medical and fire protection services	After a presentation by the OCSD's General Manager Will Clemens, Five Cities Fire Authority's Battalion Chief Salce, and SLO County's Administrative Officer Wade Horton, an opportunity for public comment, and Board and staff discussion the item was filed and received.
PUBLIC COMMENT:	
Lucia Casalnuovo	Asked questions regarding the closures at the Oceano station and the impact to the community, calls for service at the beach, if measure A-22 would pay for salaries, and in support of an increase for fire but not at a flat rate.
Jim Eastman	Commented in support of a parcel usage tax. Asked how often there are three calls coming into FCFA at the same time? Inquired how much the District receives in rent from the Sheriff's building?
Perry Peterson	Asked what level of service will be provided if this measure doesn't pass and the District is required to contract with the County?
Charles Varni	In support of a tax based on square footage. Inquired about the service level in the last two years with Oceano Station closures? Where will the OCSD office relocate? Could the facilities fund pay for the fire department? Can OCSD use Transient Occupancy Tax (TOT) for fire services?
Gina	In support of Measure A-22. Inquired how much Oceano's population has grown?
Kathy	Asked if the parcel tax excludes the mobile homes?
Mike Shernal	In support of Measure A-22 because if the community goes to the County the fire personnel could be coming from Nipomo or Shell Beach, instead of Oceano.
Mary Waganer	In support of Measure A-22 because the community needs the protection.
Monte Michelle	Inquired if Oceano should return to an independent fire department and if the current agreement with the other cities is still working.

7. **ADJOURNMENT:** at approximately 3:20 pm



Oceano Community Services District

1655 Front Street, P.O. Box 599, Oceano, CA 93475

PHONE(805) 481-6730 FAX (805) 481-6836

Date: May 25, 2022

To: Board of Directors

From: Carey Casciola, Business and Accounting Manager

Subject: Agenda Item #7(C): Recommendation to Review Cash Disbursements

Recommendation

It is recommended that your board review the attached cash disbursements:

Discussion

The following is a summary of the attached cash disbursements:

Description	Check Sequence	Amounts
Disbursements:	59540 - 59557	
Regular Payable Register - paid 05/04/2022	59545 - 59557	\$ 26,474.87
Subtotal:		\$ 26,474.87
Reoccurring Payments for Board Review (authorized by Resolution 2020-06):		
Payroll Disbursements - PPE 04/23/2022	N/A	\$ 29,450.79
Payroll Disbursements - PPE 05/07/2022	N/A	\$ 29,493.31
Board Member Stipends - March 2021 - April 2022	N/A	\$ 2,745.08
Reoccurring Health Disbursements - paid 04/28/2022	59540 - 59541	\$ 10,171.52
Reoccurring Utility Disbursements - paid 05/04/2022	59542 - 59544	\$ 8,270.94
Subtotal:		\$ 80,131.64
Grand Total:		\$ 106,606.51

Other Agency Involvement

N/A

Other Financial Considerations

Amounts are within the authorized Fund level budgets.

Results

The Board's review of cash disbursements is an integral component of the District's system of internal controls and promotes a well governed community.

COMPANY: 99 - POOLED CASH FUND
 ACCOUNT: 1-1001-000 POOLED CASH OPERATING
 TYPE: All
 STATUS: All
 FOLIO: All

CHECK DATE: 0/00/0000 THRU 99/99/9999
 CLEAR DATE: 0/00/0000 THRU 99/99/9999
 STATEMENT: 0/00/0000 THRU 99/99/9999
 VOIDED DATE: 0/00/0000 THRU 99/99/9999
 AMOUNT: 0.00 THRU 999,999,999.99
 CHECK NUMBER: 059545 THRU 059557

ACCOUNT	--DATE--	--TYPE--	NUMBER	-----DESCRIPTION-----	----AMOUNT---	STATUS	FOLIO	CLEAR DATE	
CHECK:									
1-1001-000	5/04/2022	CHECK	059545	ADAMSKI MOROSKI MADDEN CUMBERL	6,137.00CR	OUTSTND	A	0/00/0000	LEGAL SERVICES
1-1001-000	5/04/2022	CHECK	059546	ARAMARK	179.40CR	OUTSTND	A	0/00/0000	UNIFORMS
1-1001-000	5/04/2022	CHECK	059547	BUNYON BROS. TREE CARE, INC.	3,600.00CR	OUTSTND	A	0/00/0000	TREE MAINTENANCE
1-1001-000	5/04/2022	CHECK	059548	BURDINE PRINTING & GRAPHICS	369.81CR	OUTSTND	A	0/00/0000	BOARD VACANCY NOTICE MAILING, LABELS
1-1001-000	5/04/2022	CHECK	059549	BRENT SARKISON DBA CALTEC COMP	30.00CR	OUTSTND	A	0/00/0000	MONTHLY STD BKUP
1-1001-000	5/04/2022	CHECK	059550	CANNON	7,306.00CR	OUTSTND	A	0/00/0000	CIP-PROP1 SWGP
1-1001-000	5/04/2022	CHECK	059551	CLEMENS, WILL	548.47CR	OUTSTND	A	0/00/0000	REIM TRAINING EXPENSE
1-1001-000	5/04/2022	CHECK	059552	ICONIX WATERWORKS (US) INC.	4,662.11CR	OUTSTND	A	0/00/0000	REIMBURSABLE HYDRANT
1-1001-000	5/04/2022	CHECK	059553	J.B. DEWAR, INC.	399.91CR	OUTSTND	A	0/00/0000	FUEL
1-1001-000	5/04/2022	CHECK	059554	KNECHT'S PLUMBING & HEATING, I	332.50CR	OUTSTND	A	0/00/0000	HVAC MAINTENANCE
1-1001-000	5/04/2022	CHECK	059555	MINER'S ACE HARDWARE, INC.	94.66CR	OUTSTND	A	0/00/0000	SUPPLIES & SYSTEM PARTS
1-1001-000	5/04/2022	CHECK	059556	WINEMA INDUSTRIAL & SAFETY SUP	352.01CR	OUTSTND	A	0/00/0000	SAFETY SUPPLY
1-1001-000	5/04/2022	CHECK	059557	ZENITH INSURANCE COMPANY	2,463.00CR	OUTSTND	A	0/00/0000	WORKERS COMP INSURANCE
TOTALS FOR ACCOUNT 1-1001-0				CHECK	TOTAL:	26,474.87CR			
				DEPOSIT	TOTAL:	0.00			
				INTEREST	TOTAL:	0.00			
				MISCELLANEOUS	TOTAL:	0.00			
				SERVICE CHARGE	TOTAL:	0.00			
				EFT	TOTAL:	0.00			
				BANK-DRAFT	TOTAL:	0.00			
TOTALS FOR POOLED CASH FUND				CHECK	TOTAL:	26,474.87CR			
				DEPOSIT	TOTAL:	0.00			
				INTEREST	TOTAL:	0.00			
				MISCELLANEOUS	TOTAL:	0.00			
				SERVICE CHARGE	TOTAL:	0.00			
				EFT	TOTAL:	0.00			
				BANK-DRAFT	TOTAL:	0.00			

Payroll Summary Report
Board of Directors - Agenda Date May 25, 2022

	(*)		
Gross Wages	4/9/2022	4/23/2022	5/7/2022
Regular	\$25,213.21	\$25,217.61	\$25,258.63
Overtime Wages	\$256.59	\$488.59	\$615.56
Stand By	\$350.00	\$650.00	\$450.00
Gross Wages	\$25,819.80	\$26,356.20	\$26,324.19
Cell Phone Allowance	\$75.00	\$0.00	\$75.00
Total Wages	\$25,894.80	\$26,356.20	\$26,399.19
Disbursements			
Net Wages	\$19,125.63	\$19,606.79	\$19,862.66
State and Federal Agencies	\$4,651.37	\$4,639.39	\$4,426.04
CalPERS - Normal	\$5,079.57	\$5,079.57	\$5,079.57
SEIU - Union Fees	\$125.04	\$125.04	\$125.04
Total Disbursements processed with Payroll	\$28,981.61	\$29,450.79	\$29,493.31
Health (Disbursed with reoccurring bills)	\$5,877.28	\$5,877.28	\$5,877.28
Total District Payroll Related Costs	\$34,858.89	\$35,328.07	\$35,370.59

(*) Previously reported in prior Board Meeting packet - provided for comparison.

**Board Member Stipend Summary Report
Board of Directors - Agenda Date May 25, 2022**

	(*)	
Gross Stipends	3/31/2022	4/30/2022
Board Member Stipends	<u>\$450.00</u>	<u>\$2,550.00</u>
Gross Stipends	<u><u>\$450.00</u></u>	<u><u>\$2,550.00</u></u>
Disbursements		
Net Stipends	\$415.57	\$2,220.75
State and Federal Agencies	\$68.86	\$524.33
Total Disbursements processed with Stipends	<u><u>\$484.43</u></u>	<u><u>\$2,745.08</u></u>

(*) Previously reported in prior Board Meeting packet - provided for comparison.



Oceano Community Services District

1655 Front Street, P.O. Box 599, Oceano, CA 93475

(805) 481-6730 FAX (805) 481-6836

RECEIVED

APR 27 2022

DIRECTOR'S MONTHLY REQUEST FOR COMPENSATION FOR MEETING ATTENDANCE

NAME: Linda Austin DATE: 4-

FOR THE MONTH OF: March and April 2022

8.1 Each Director is authorized to receive one hundred dollars (\$100.00) as compensation for each regular or special meeting of the Board and fifty dollars (\$50.00) for each committee meeting attended by him or her.

8.2 In no event shall Director compensation exceed one hundred dollars (\$100.00) per day.


8.3 Director compensation shall not exceed six hundred (\$600.00) in any one (1) calendar month.

MEETING DATES: 3/10, 3/24 and 4/28
No. of Meetings 3 x \$100.00 = \$ 300⁰⁰

COMMITTEE MEETING(S) OR OTHER REIMBURSEMENT(S)

DATE: _____	MEETING: _____	AMOUNT: \$ _____
DATE: _____	MEETING: _____	AMOUNT: \$ _____
DATE: _____	MEETING: _____	AMOUNT: \$ _____
DATE: _____	MEETING: _____	AMOUNT: \$ _____

TOTAL COMPENSATION: \$ 300⁰⁰

SIGNATURE: 



Oceano Community Services District

1655 Front Street, P.O. Box 599, Oceano, CA 93475

(805) 481-6730 FAX (805) 481-6836

RECEIVED

APR 27 2022

DIRECTOR'S MONTHLY REQUEST FOR COMPENSATION FOR MEETING ATTENDANCE

NAME: Linda Austin

DATE: 4-25-2022

FOR THE MONTH OF: May, June 2022


- 8.1 Each Director is authorized to receive one hundred dollars (\$100.00) as compensation for each regular or special meeting of the Board and fifty dollars (\$50.00) for each committee meeting attended by him or her.
- 8.2 In no event shall Director compensation exceed one hundred dollars (\$100.00) per day.
- 8.3 Director compensation shall not exceed six hundred (\$600.00) in any one (1) calendar month.

MEETING DATES: 5/12, 5/26 and 6/23, 6/28 (special mtg)
 No. of Meetings 4 x \$100.00 = \$ 400

COMMITTEE MEETING(S) OR OTHER REIMBURSEMENT(S)

DATE: _____ MEETING: _____ AMOUNT: \$ _____
 DATE: _____ MEETING: _____ AMOUNT: \$ _____
 DATE: _____ MEETING: _____ AMOUNT: \$ _____
 DATE: _____ MEETING: _____ AMOUNT: \$ _____

TOTAL COMPENSATION: \$ 400

SIGNATURE: 



Oceano Community Services District

1655 Front Street, P.O. Box 599, Oceano, CA 93475

(805) 481-6730 FAX (805) 481-6836

RECEIVED

APR 27 2022

DIRECTOR'S MONTHLY REQUEST FOR COMPENSATION FOR MEETING ATTENDANCE

NAME: Linda Austin

DATE: 4-25-2022

FOR THE MONTH OF: July - August 2022

8.1 Each Director is authorized to receive one hundred dollars (\$100.00) as compensation for each regular or special meeting of the Board and fifty dollars (\$50.00) for each committee meeting attended by him or her.

8.2 In no event shall Director compensation exceed one hundred dollars (\$100.00) per day.

8.3 Director compensation shall not exceed six hundred (\$600.00) in any one (1) calendar month.

MEETING DATES: 9 7/14, 7/28 and 8/25
No. of Meetings 3 x \$100.00 = \$ 300⁰⁰

COMMITTEE MEETING(S) OR OTHER REIMBURSEMENT(S)


DATE: _____ MEETING: _____ AMOUNT: \$ _____

DATE: _____ MEETING: _____ AMOUNT: \$ _____

DATE: _____ MEETING: _____ AMOUNT: \$ _____

DATE: _____ MEETING: _____ AMOUNT: \$ _____

TOTAL COMPENSATION: \$ 300⁰⁰

SIGNATURE 



Oceano Community Services District

1655 Front Street, P.O. Box 599, Oceano, CA 93475

(805) 481-6730 FAX (805) 481-6836

RECEIVED

APR 27 2022

DIRECTOR'S MONTHLY REQUEST FOR COMPENSATION FOR MEETING ATTENDANCE

NAME: Linda Austin

DATE: 4-28-22

FOR THE MONTH OF: Sept. OCT 2021


- 8.1 Each Director is authorized to receive one hundred dollars (\$100.00) as compensation for each regular or special meeting of the Board and fifty dollars (\$50.00) for each committee meeting attended by him or her.
- 8.2 In no event shall Director compensation exceed one hundred dollars (\$100.00) per day.
- 8.3 Director compensation shall not exceed six hundred (\$600.00) in any one (1) calendar month.

MEETING DATES: 9/8, 9/22 and 10/27
 No. of Meetings 3 x \$100.00 = \$ 300⁰⁰

COMMITTEE MEETING(S) OR OTHER REIMBURSEMENT(S)

DATE: _____ MEETING: _____ AMOUNT: \$ _____
 DATE: _____ MEETING: _____ AMOUNT: \$ _____
 DATE: _____ MEETING: _____ AMOUNT: \$ _____
 DATE: _____ MEETING: _____ AMOUNT: \$ _____

TOTAL COMPENSATION: \$ 300⁰⁰

SIGNATURE: 



Oceano Community Services District

1655 Front Street, P.O. Box 599, Oceano, CA 93475

(805) 481-6730 FAX (805) 481-6836

RECEIVED

APR 27 2022

DIRECTOR'S MONTHLY REQUEST FOR COMPENSATION FOR MEETING ATTENDANCE

NAME: Linda Austin

DATE: 4-25-2022

FOR THE MONTH OF: Nov - Dec 2021

8.1 Each Director is authorized to receive one hundred dollars (\$100.00) as compensation for each regular or special meeting of the Board and fifty dollars (\$50.00) for each committee meeting attended by him or her.

8.2 In no event shall Director compensation exceed one hundred dollars (\$100.00) per day.

8.3 Director compensation shall not exceed six hundred (\$600.00) in any one (1) calendar month.

MEETING DATES: 11/10 and 12/8

No. of Meetings 2 x \$100.00 = \$ 200

COMMITTEE MEETING(S) OR OTHER REIMBURSEMENT(S)


DATE: _____ MEETING: _____ AMOUNT: \$ _____

DATE: _____ MEETING: _____ AMOUNT: \$ _____

DATE: _____ MEETING: _____ AMOUNT: \$ _____

DATE: _____ MEETING: _____ AMOUNT: \$ _____

TOTAL COMPENSATION: \$ 200

SIGNATURE: 



Oceano Community Services District

1655 Front Street, P.O. Box 599, Oceano, CA 93475

(805) 481-6730 FAX (805) 481-6836

RECEIVED

APR 27 2022

DIRECTOR'S MONTHLY REQUEST FOR COMPENSATION FOR MEETING ATTENDANCE

NAME: Linda Austin

DATE: 4-25-2022

FOR THE MONTH OF: Jan-Feb-Mar-April 2022

- 8.1 Each Director is authorized to receive one hundred dollars (\$100.00) as compensation for each regular or special meeting of the Board and fifty dollars (\$50.00) for each committee meeting attended by him or her.
- 8.2 In no event shall Director compensation exceed one hundred dollars (\$100.00) per day.
- 8.3 Director compensation shall not exceed six hundred (\$600.00) in any one (1) calendar month.

MEETING DATES: 1/12, 1/26 - 2/9, 2/23 and 3/9, 3/23, 4/13

No. of Meetings 7 x \$100.00 = \$ 700⁰⁰

COMMITTEE MEETING(S) OR OTHER REIMBURSEMENT(S)


DATE: _____ MEETING: _____ AMOUNT: \$ _____

DATE: _____ MEETING: _____ AMOUNT: \$ _____

DATE: _____ MEETING: _____ AMOUNT: \$ _____

DATE: _____ MEETING: _____ AMOUNT: \$ _____

TOTAL COMPENSATION: \$ 700⁰⁰

SIGNATURE: 



Oceano Community Services District

1655 Front Street, P.O. Box 599, Oceano, CA 93475

(805) 481-6730 FAX (805) 481-6836

RECEIVED

MAY 03 2022

DIRECTOR'S MONTHLY REQUEST FOR COMPENSATION FOR MEETING ATTENDANCE

NAME: KAREN M WHITE

DATE: 5/3/2022

FOR THE MONTH OF: April

8.1 Each Director is authorized to receive one hundred dollars (\$100.00) as compensation for each regular or special meeting of the Board and fifty dollars (\$50.00) for each committee meeting attended by him or her.

8.2 In no event shall Director compensation exceed one hundred dollars (\$100.00) per day.

8.3 Director compensation shall not exceed six hundred (\$600.00) in any one (1) calendar month.

MEETING DATES: 4/13/2022 - 4/27 and 4/30/2022
No. of Meetings 3 x \$100.00 = \$ 300⁰⁰/100

COMMITTEE MEETING(S) OR OTHER REIMBURSEMENT(S)

DATE: 4/5/2022 MEETING: FIVE CITIES AMOUNT: \$ 50⁰⁰/100

DATE: 4/6/2022 MEETING: SEWER AMOUNT: \$ 0

DATE: _____ MEETING: _____ AMOUNT: \$ _____

DATE: _____ MEETING: _____ AMOUNT: \$ _____

TOTAL COMPENSATION: \$ 350⁰⁰/100

SIGNATURE: 



Oceano Community Services District

1655 Front Street | P.O. Box 599 | Oceano, CA 93475
PHONE: (805) 481-6730 | FAX: (805) 481-6836

RECEIVED
APR 14 2022

Meeting Date: 4/6/2022

Director Name: KAREN M. WHITE

Public Meeting / Hearing: South San Luis Co Sanitation District

Notes: Regular meeting for April

① Reviewed the mid year budget which showed that approximately 49% of revenue had been received and spent so budget appeared to be in balance

② Received and filed the monthly administrator's + plant manager's reports that indicated no major plant challenges and continued work on redundancy project ~~on~~ schedule with no supply chain problems

Attached: Agenda / Other Documents [] Yes [X] No

[Redacted Signature]

4/13/2022

Signature



Oceano Community Services District

1655 Front Street | P.O. Box 599 | Oceano, CA 93475
PHONE: (805) 481-6730 | FAX: (805) 481-6836

RECEIVED

MAY 03 2022

Meeting Date: 4/15/2022

Director Name: KAREN W. WHITE

Public Meeting / Hearing: FIVE Cities Fire Authority

Notes: The regular April meeting focused on the upcoming budget, financial needs, and the upcoming June 7, 2022 top measure election for Oceano which will determine both finances and strategic planning for the two years ahead -

Attached: Agenda / Other Documents [] Yes [X] No


Signature

COMPANY: 99 - POOLED CASH FUND
 ACCOUNT: 1-1001-000 POOLED CASH OPERATING
 TYPE: All
 STATUS: All
 FOLIO: All

CHECK DATE: 0/00/0000 THRU 99/99/9999
 CLEAR DATE: 0/00/0000 THRU 99/99/9999
 STATEMENT: 0/00/0000 THRU 99/99/9999
 VOIDED DATE: 0/00/0000 THRU 99/99/9999
 AMOUNT: 0.00 THRU 999,999,999.99
 CHECK NUMBER: 059542 THRU 059544

ACCOUNT	--DATE--	--TYPE--	NUMBER	-----DESCRIPTION-----	----AMOUNT---	STATUS	FOLIO	CLEAR DATE	
CHECK:									
1-1001-000	5/04/2022	CHECK	059542	DE LAGE LANDEN FINANCIAL SERVI	150.15CR	OUTSTND	A	0/00/0000	COPIER LEASE
1-1001-000	5/04/2022	CHECK	059543	PACIFIC GAS & ELECTRIC	7,888.14CR	OUTSTND	A	0/00/0000	UTILITY
1-1001-000	5/04/2022	CHECK	059544	VERIZON WIRELESS	232.65CR	OUTSTND	A	0/00/0000	FIELD CELL SVC
TOTALS FOR ACCOUNT 1-1001-0				CHECK	TOTAL:	8,270.94CR			
				DEPOSIT	TOTAL:	0.00			
				INTEREST	TOTAL:	0.00			
				MISCELLANEOUS	TOTAL:	0.00			
				SERVICE CHARGE	TOTAL:	0.00			
				EFT	TOTAL:	0.00			
				BANK-DRAFT	TOTAL:	0.00			
TOTALS FOR POOLED CASH FUND				CHECK	TOTAL:	8,270.94CR			
				DEPOSIT	TOTAL:	0.00			
				INTEREST	TOTAL:	0.00			
				MISCELLANEOUS	TOTAL:	0.00			
				SERVICE CHARGE	TOTAL:	0.00			
				EFT	TOTAL:	0.00			
				BANK-DRAFT	TOTAL:	0.00			

COMPANY: 99 - POOLED CASH FUND
ACCOUNT: 1-1001-000 POOLED CASH OPERATING
TYPE: All
STATUS: All
FOLIO: All

CHECK DATE: 0/00/0000 THRU 99/99/9999
CLEAR DATE: 0/00/0000 THRU 99/99/9999
STATEMENT: 0/00/0000 THRU 99/99/9999
VOIDED DATE: 0/00/0000 THRU 99/99/9999
AMOUNT: 0.00 THRU 999,999,999.99
CHECK NUMBER: 059540 THRU 059541

ACCOUNT	--DATE--	--TYPE--	NUMBER	-----DESCRIPTION-----	----AMOUNT---	STATUS	FOLIO	CLEAR DATE	
CHECK:									
1-1001-000	4/28/2022	CHECK	059540	ANTHEM BLUE CROSS	8,866.36CR	OUTSTND	A	0/00/0000	EMPLOYEE INSURANCE
1-1001-000	4/28/2022	CHECK	059541	PRINCIPAL LIFE INSURANCE COMPA	1,305.16CR	OUTSTND	A	0/00/0000	EMPLOYEE INSURANCE
TOTALS FOR ACCOUNT 1-1001-0				CHECK	TOTAL:	10,171.52CR			
				DEPOSIT	TOTAL:	0.00			
				INTEREST	TOTAL:	0.00			
				MISCELLANEOUS	TOTAL:	0.00			
				SERVICE CHARGE	TOTAL:	0.00			
				EFT	TOTAL:	0.00			
				BANK-DRAFT	TOTAL:	0.00			
TOTALS FOR POOLED CASH FUND				CHECK	TOTAL:	10,171.52CR			
				DEPOSIT	TOTAL:	0.00			
				INTEREST	TOTAL:	0.00			
				MISCELLANEOUS	TOTAL:	0.00			
				SERVICE CHARGE	TOTAL:	0.00			
				EFT	TOTAL:	0.00			
				BANK-DRAFT	TOTAL:	0.00			



Oceano Community Services District

1655 Front Street, P.O. Box 599, Oceano, CA 93475

(805) 481-6730 FAX (805) 481-6836

Date: May 25, 2022

To: Board of Directors

From: Will Clemens, General Manger

Subject: **Agenda Item #7(D):** Adoption of Plans and Specifications and Authorization of Advertisement for Construction Bids for the Hwy 1/Alleyway at 19th Street Waterline Replacement Project (Contract No. 2022-01)

Recommendation

It is recommended that the Board:

1. Adopt the Plans and Specifications for the construction of the Hwy 1/Alleyway at 19th Street Waterline Replacement Project (Contract No. 2022-01)
2. Authorize and direct the General Manager to:
 - a. Advertise for construction bids, provide proper notice inviting formal bids pursuant to Public Contract Code section 22037 (and any other applicable laws) a minimum of 21 calendar days before the set bid opening date; and
 - b. To extend the bid opening date to a date deemed more appropriate by the General Manager so long as any such extension follows all applicable laws.

Discussion

Over the past few years, the District has been developing the Water Resource Reliability Program (WRRP). The program has been funded by Proposition 84 and Proposition 1 grant funding obtained from the State's Integrated Regional Water Management (IRWM) program. As a regional collaboration, the local IRWM efforts are conducted under the auspices of a Memorandum of Understanding with the County of San Luis Obispo. The County's plan is available at:

[https://www.slocounty.ca.gov/Departments/Public-Works/Forms-Documents/Committees-Programs/Integrated-Regional-Water-Management-\(IRWM\)/IRWM-Plan/2019-IRWM-Plan/2019-IRWM-Plan.pdf](https://www.slocounty.ca.gov/Departments/Public-Works/Forms-Documents/Committees-Programs/Integrated-Regional-Water-Management-(IRWM)/IRWM-Plan/2019-IRWM-Plan/2019-IRWM-Plan.pdf).

Grants to date have funded the development of the WRRP and design of 12 Capital Improvement Projects. The current round of Prop 1 Implementation Grant funding will fund the construction of the first two Capital improvement projects 1-1 & 1-9. These are waterline replacements in Highway 1 between 19th Street and Front Street and the Alleyway between Beach Street and 21st Street.



Oceano Community Services District

Board of Directors Meeting

It is now necessary to initiate the bidding and construction phases of the project. These efforts will be funded by the Prop 1 grant awarded by the California Department of Water Resources (DWR).

Other Agency Involvement

The DWR is the granting agency. The San Luis Obispo County Flood Control and Water Conservation District is the lead agency for the Regional Water Management Group. Both CALTRANS and the County have issued Encroachment permits for the project to be completed in their right-of-way.

Financial Considerations

Based on Oceano's income status, there is no required local match for the implementation grant, however, the estimated cost of construction and construction support exceeds the available grant funding. Any cost savings on the project would save the District money directly. The following table illustrates the estimated costs for the projects.

Total Cost Estimate	Prop 1 Grant	Water Fund
<u>\$ 300,000</u>	<u>\$ 274,500</u>	<u>\$ 25,500</u>

The approved Water Fund budget includes the funds necessary to complete the Project.

Results

Pursuing grant revenues and project implementation supports a well-governed, healthy, and livable community.

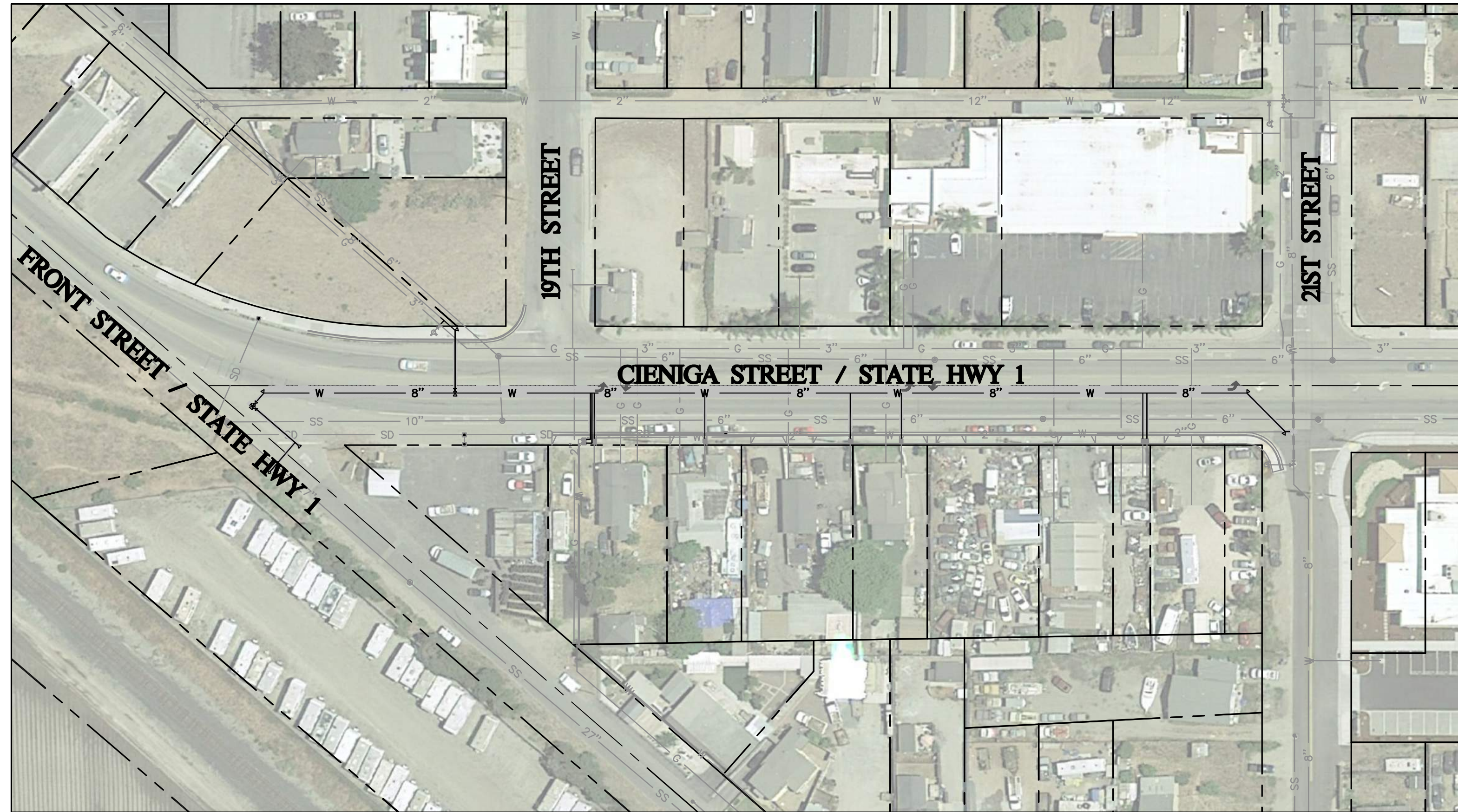
Attachments:

- Plans and Specifications

OCEANO COMMUNITY SERVICES DISTRICT HWY 1 WATER MAIN REPLACEMENT OCEANO, CALIFORNIA

LEGEND

EXISTING	PROPOSED
PROPERTY LINE	---
RIGHT-OF-WAY	---
CURB	---
FENCE	X
WATER MAIN	W
SANITARY SEWER LINE	SS
STORM DRAIN LINE	SD
GAS LINE	G
WATER METER	WM
SANITARY SEWER MANHOLE	(S)
STORM DRAIN MANHOLE	(D)
SANITARY SEWER CLEANOUT	CO
BLOWOFF VALVE	○
FIRE HYDRANT	⊗
WATER VALVE	⊕
FIRE DEPARTMENT CONNECTION	⊕
AIR RELEASE VAC	⊕
STORM DRAIN INLET	⊕
AIR RELEASE VALVE	ARV
ASPHALT CONCRETE	AC
BLOWOFF VALVE	BO
CENTERLINE	CL
FINISHED GRADE	FG
FINISHED SURFACE	FS
FLOW LINE	FL
GRADE BREAK	GB
INVERT	INV
POINT OF CONNECTION	POC
PROPERTY LINE	PL
PUBLIC UTILITY EASEMENT	PUE
RIGHT-OF-WAY	ROW
TOP OF CURB	TC
WATER METER	WM
AC PAVING	
CONCRETE	



SITE MAP
SCALE: 1" = 60'


SHEET INDEX

SHEET NO.	SHEET DESCRIPTION
1	TITLE SHEET
2	IMPROVEMENT PLAN

REV. NO.	DATE	REVISION	DESIGNED BY	CHECKED BY	DATE
A	1/9/2019	ISSUED FOR PERMIT	AJS	MMK	
B	2/6/2019	ISSUED FOR PERMIT	AJS	MMK	
C	3/20/2019	ISSUED FOR PERMIT	AJS	MMK	
D	4/2/2019	ISSUED FOR PERMIT	AJS	MMK	

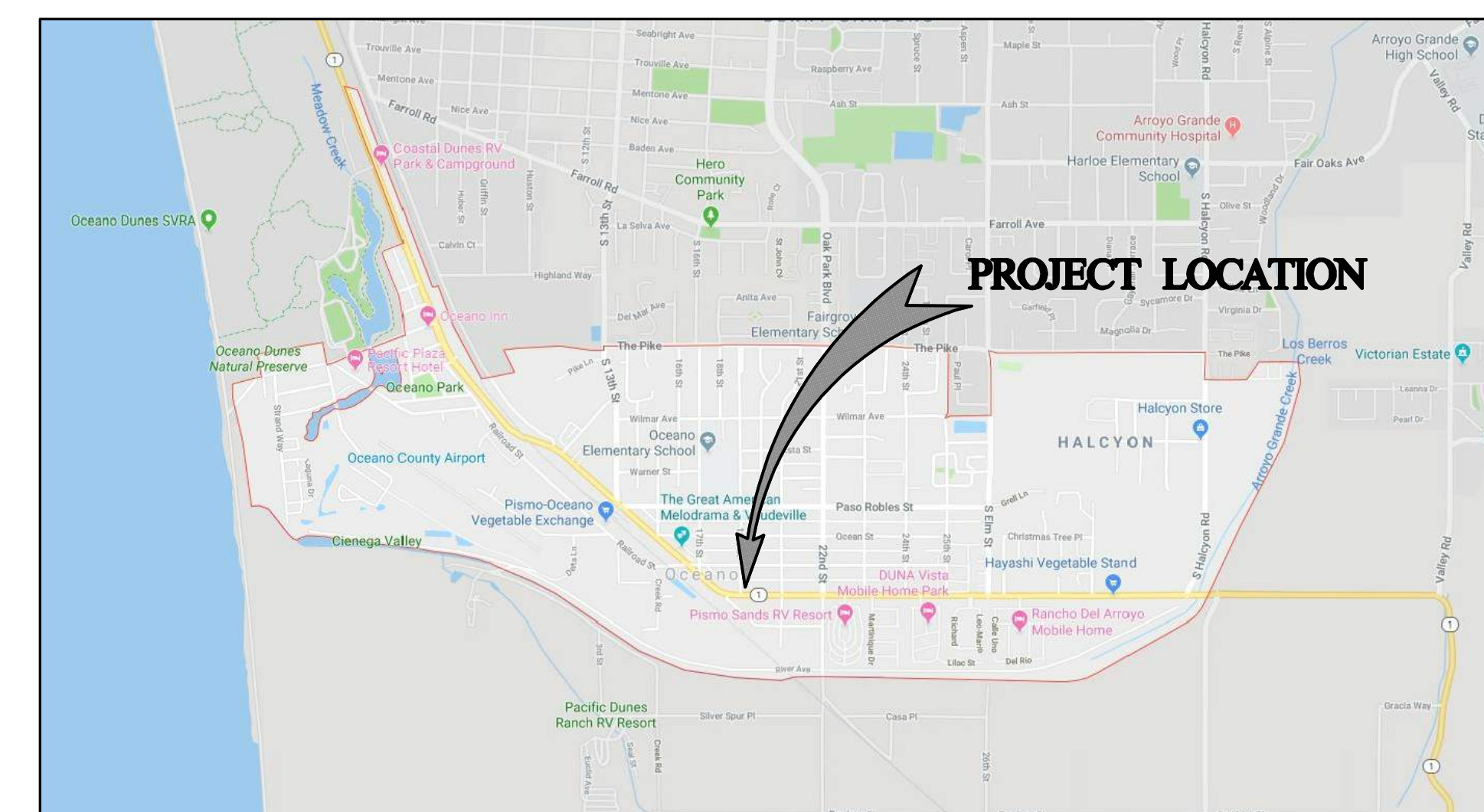


DRAWN BY	AJS	DATE	4/2/2019
CHECKED BY		SCALE	AS SHOWN
		CA JOB NO.	181032



CALTRANS - 80 HIGUERA STREET
SAN LUIS OBISPO, CA 93401
ENCROACHMENT PERMIT PLANS
PERMIT NO. 0519-NUL-0101
PLAN SHEET 1 OF 2
APPROVAL DATE: 4/5/19

OCEANO COMMUNITY SERVICES DISTRICT
HWY 1 WATER MAIN REPLACEMENT
TITLE SHEET
OCEANO, CALIFORNIA



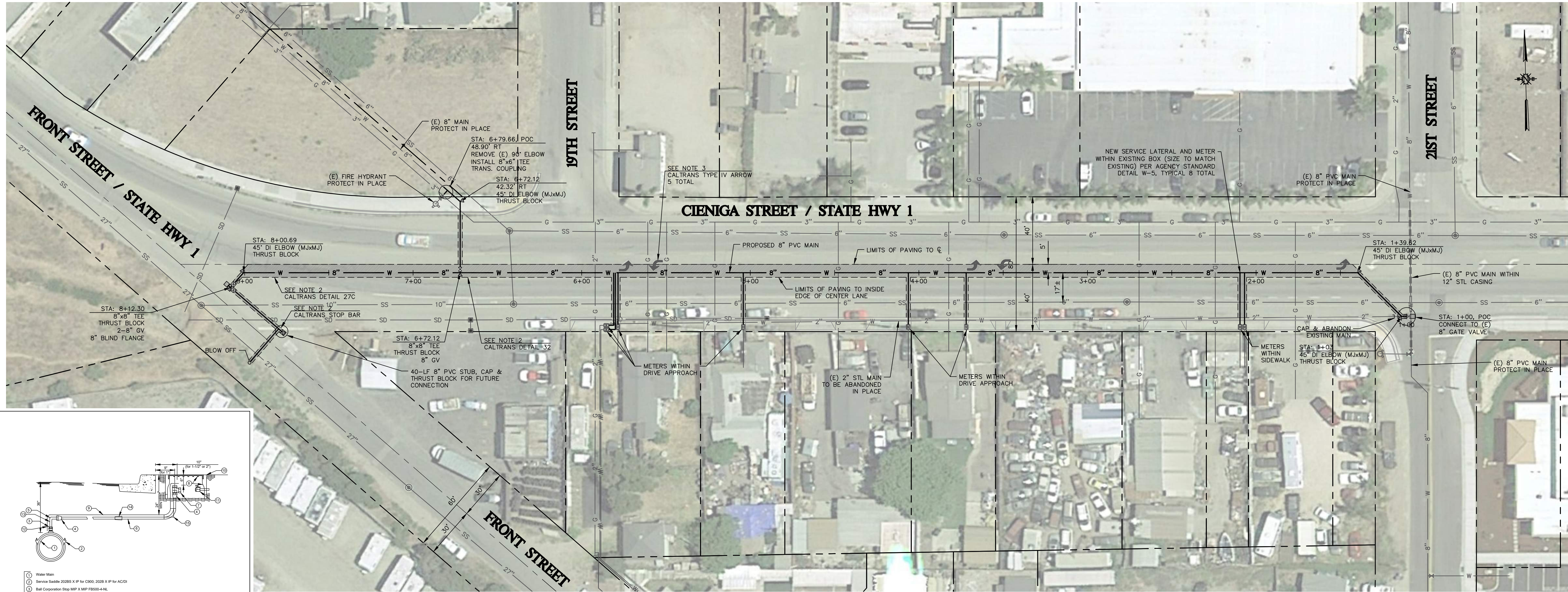
VICINITY MAP
N.T.S.

CALTRANS District 5
Encroachment Permit Plans

Permit No. _____
Plan No. _____
Approval Date _____ of _____
Page _____ of _____

ALL WORK IN OR AFFECTING STATE HIGHWAY RIGHT OF WAY IS PERFORMED UNDER AND IS SUBJECT TO THE TERMS AND CONDITIONS OF CALTRANS ENCROACHMENT PERMIT AND ANY RIDERS OF THAT PERMIT

SHEET
1
OF 2



APPROVED BY THE DISTRICT ENGINEER DATE: _____ OCEANO COMMUNITY SERVICES DISTRICT STANDARD DRAWING

Revisions:

Revision	App'd	Date
(MODIFIED) SINGLE WATER SERVICE		W-5

NO SCALE

WATER MAIN IMPROVEMENT PLAN

SCALE 1" = 30'

GENERAL NOTES

- IF INSTALLATION OF NEW METERS REQUIRE REMOVAL AND REPLACEMENT OF THE EXISTING METER BOX, THE SIDEWALK SHALL BE REPLACED FROM COLD JOINT TO COLD JOINT FOR THE FULL WIDTH OF THE SIDEWALK.
- REPLACE ALL DAMAGED STRIPING IN KIND PER CALTRANS STANDARD PLANS TO MATCH EXISTING.
- ENTIRE ARROW TO BE REPLACED WITH THERMOPLASTIC/PRIME PER CALTRANS STANDARD PLANS.

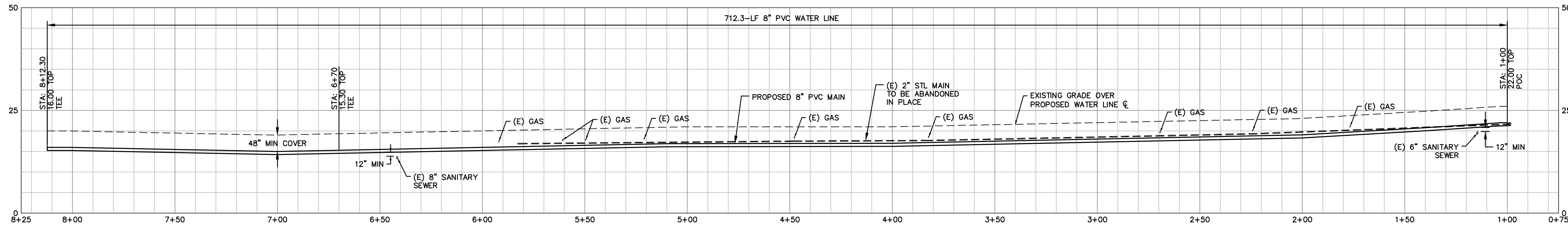
CALTRANS - 60 HIGUERA STREET
 SAN LUIS OBISPO, CA 93401
 ENCROACHMENT PERMIT PLANS
 PERMIT NO. 0519-NAL-010
 PLAN SHEET 1 OF 2
 APPROVAL DATE: 4/5/19

STATE OF CALIFORNIA - DEPARTMENT OF TRANSPORTATION
ENCROACHMENT PERMIT TRENCH DETAIL
 TR-0137 (REV. 02/2009) (REV. 10/14 - E-0402.1)

TYPICAL TRENCH DETAIL (MODIFIED)

Limit: per Plans

Structure Backfill shall conform to Section 28-3.022 of the State Standard Specifications
 Slurry Cement Backfill shall conform to Section 28-3.022 of the State Standard Specifications
 HMA shall conform to Section 28-2 of the State Standard Specifications
 A TRACKING OF ADHESIVE EMULSION SHALL BE FURNISHED AND APPLIED
 ALL WORK SHALL BE IN ACCORDANCE WITH THE STANDARD SPECIFICATIONS FOR ROADWORK
 ALL CONSTRUCTION SHALL CONFORM TO SECTION 28-2 OF THE STATE STANDARD SPECIFICATIONS
 ADVERTISE BASE SHALL CONFORM TO SECTION 28-2 OF THE STATE STANDARD SPECIFICATIONS
 WHEN C&G BASE IS UTILIZED, THE MIX DESIGN AND TEST RESULTS SHALL BE SUBMITTED TO THE STATE'S REPRESENTATIVE
 ALL WORK SHALL BE AS AUTHORIZED BY THE APPROVED ENCROACHMENT PERMIT PLANS, AND AS DIRECTED BY THE STATE'S REPRESENTATIVE
 WHEN THE LANE IS 6' THEN THE MINIMUM C&G SHALL BE 6"
 COLD PLANS TO ACCOMMODATE THE PLACEMENT OF STEEL PLATES IS REQUIRED FOR POSTED SPEED LIMITS 40 MPH OR GREATER. STAFF
 REPOSTED SPEED LIMITS MUST REQUEST COLD PLANS FOR STEEL PLATES TO BE FIELD CONSTRUCTION. C&G POSTED SPEED LIMITS SHALL BE 40
 MPH.
 WHEN TRENCH PLACEMENT IS WITHIN 4' OF CURB AND GUTTER, ADDITIONAL COLD PLACING MAY BE REQUIRED AT THE DISCRETION OF THE
 STATE'S REPRESENTATIVE.
 ANY PLACEMENT OF STRIPING AND/OR STRIPING REMOVED OR DAMAGED DURING CONSTRUCTION SHALL BE REPLACED AS DIRECTED BY THE
 STATE'S REPRESENTATIVE.
 A TRACKER WIRE SHALL BE PLACED ON TOP OF THE FACILITY, WHEN REQUIRED BY THE STATE'S REPRESENTATIVE.
 OTHER TRENCH DETAILS SHALL BE SHOWN IN PROFILES. COVER SHALL BE 18" OR GREATER UNLESS OTHERWISE SPECIFIED.
 NEW STRUCTURAL BACKFILL SHALL CONFORM TO SECTION 28-3.022 OF THE STATE STANDARD SPECIFICATIONS, CLASS 2 AGGREGATE BASE OR CLASS 2
 C&G. SUGGESTED BASE IS NOT RECOMMENDED FOR BACKFILL.



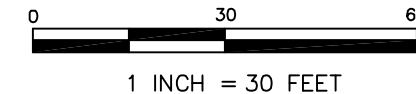
HWY 1 - PROFILE VIEW

SCALE: HORIZ. 1" = 30'; VERT. 1" = 15'

CALTRANS District 5
 Encroachment Permit Plans

Permit No. _____
 Plan No. _____
 Approval Date _____
 Page _____ of _____

ALL WORK IN OR AFFECTING STATE HIGHWAY RIGHT OF WAY IS PERFORMED UNDER AND IS SUBJECT TO THE TERMS AND CONDITIONS OF CALTRANS ENCROACHMENT PERMIT _____ AND ANY RIDERS OF THAT PERMIT



REV. NO.	DATE	REVISION	DESIGNED BY	DATE	BY
A	1/9/2019	ISSUED FOR PERMIT	AUS		MK
B	2/6/2019	ISSUED FOR PERMIT	AUS		MK
C	3/20/2019	ISSUED FOR PERMIT	AUS		MK
D	4/2/2019	ISSUED FOR PERMIT	AUS		MK

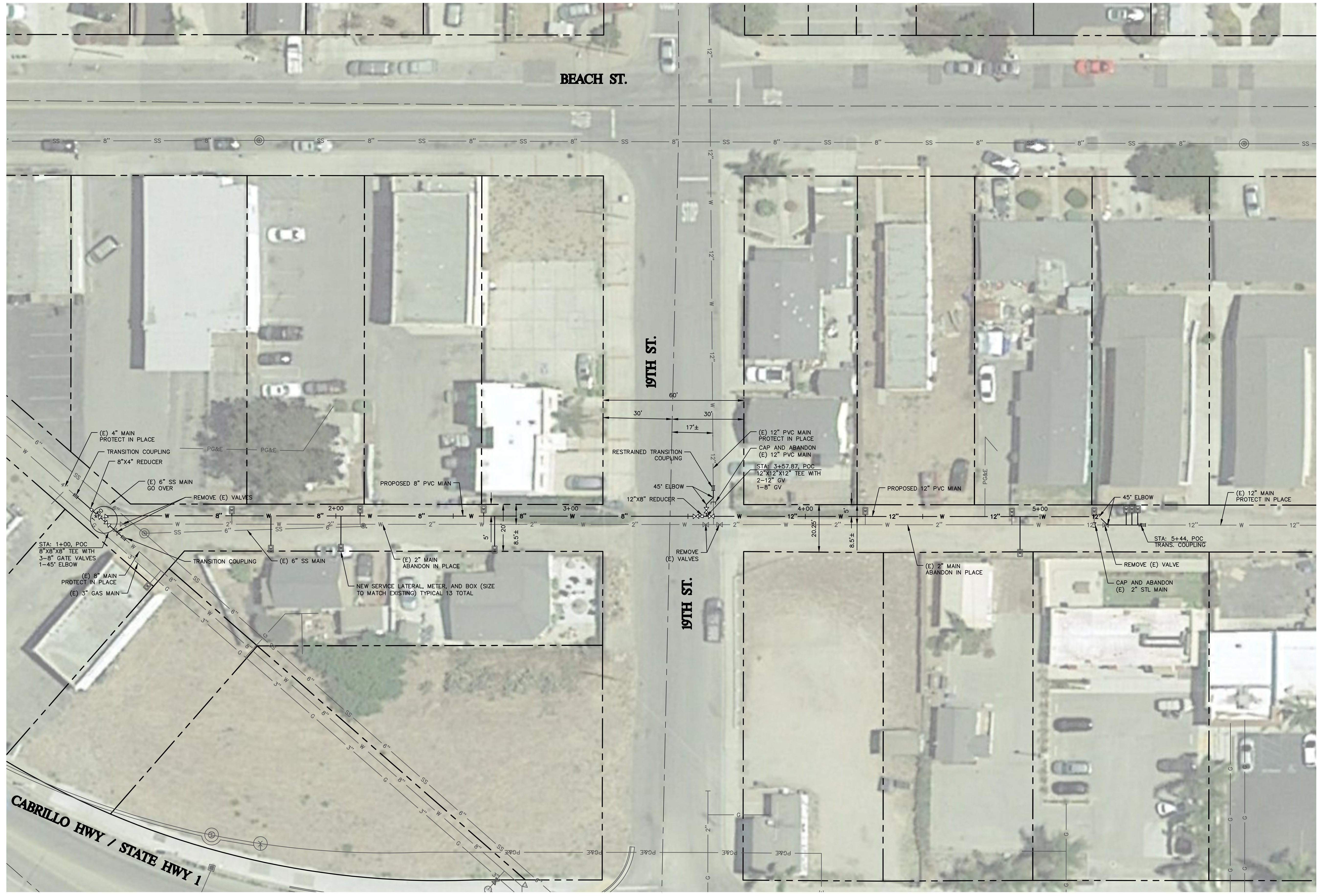
1650 Southwood Drive
 Suite 100
 San Luis Obispo, CA 93401
 P. 805.544.7407 F. 805.544.3903

DATE	4/2/2019
SCALE	AS SHOWN
CALTRANS JOB NO.	181032

THESE DRAWINGS ARE INSTRUMENTS OF SERVICE AND INFORMATION ON THESE DRAWINGS ARE FOR YOUR INFORMATION ONLY. THESE DRAWINGS ARE FOR YOUR INFORMATION ONLY. THESE DRAWINGS ARE FOR YOUR INFORMATION ONLY. THESE DRAWINGS ARE FOR YOUR INFORMATION ONLY.

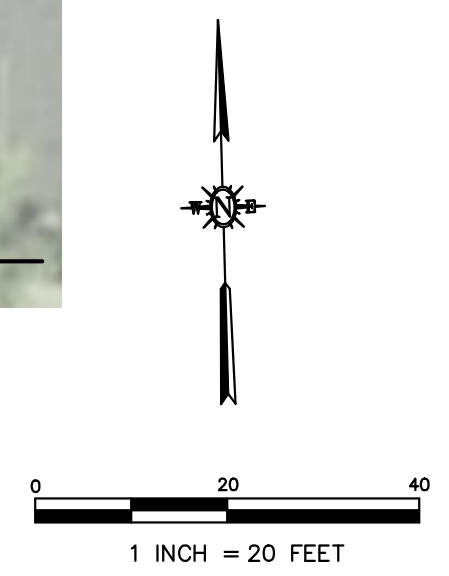
OCEANO COMMUNITY SERVICES DISTRICT
 HWY 1 WATER MAIN REPLACEMENT
 IMPROVEMENT PLAN

SHEET
 2
 OF 2



CABRILLO HWY ALLEY (AT 19TH ST) - PLAN VIEW

SCALE HORIZ 1"=20'



F:\proj\2017\171019\4_Production and Drafting\Const Dwg\Civil\CE171019ML1-9.dwg 10-20-20 09:44:00 AM nhutp

REV. NO.	DATE	REVISED	DESTROY ALL PRINTS BEARING EARLIER DATE	REV. BY	CHK. APPD.



DRAWN BY	EPL	DATE	9/6/2019
CHECKED BY		SCALE	1" = 20'
		CA JOB NO.	171019

THESE DRAWINGS ARE INSTRUMENTS OF SERVICE AND INFORMATION ON THESE DRAWINGS ARE FOR YOUR USE ONLY. THEY ARE NOT TO BE USED FOR ANY OTHER PURPOSE OR REPRODUCED WITHOUT THE WRITTEN PERMISSION OF CANNON.



OCEANO COMMUNITY SERVICES DISTRICT
 2019 CAPITAL IMPROVEMENTS
CABRILLO HWY ALLEY (AT 19TH ST)
 CIP PROJECT NO: 1-9
 OCEANO, CALIFORNIA

SHEET	1
	OF 1



Oceano Community Services District

1655 Front Street, P.O. Box 599, Oceano, CA 93475

(805) 481-6730 FAX (805) 481-6836

Date: May 25, 2022

To: Board of Directors

From: Carey Casciola, Business & Accounting Manager

Subject: **Agenda Item #8(A):** Presentation by One Cool Earth regarding their "Earth Genius" program at Oceano Elementary School.

Recommendation

It is recommended that your Board review and consider the presentation from One Cool Earth.

Discussion

One Cool Earth Inc. is a local non-profit organization, founded in 2001, that provides education and outreach at local schools and has been successful in helping obtain grants for several school districts within San Luis Obispo County. Since 2017 your Board has provided financial support to One Cool Earth's outdoor school garden program called "Earth Genius" at Oceano Elementary School. The District's support for this program benefits our local community and supported the District in meeting an education and outreach obligation as part of a Proposition 1 scope of work.

Other Agency Involvement

Lucia Mar Unified School District; Oceano Elementary School

Financial Considerations

The Fiscal Year 2022/23 Preliminary Budget in agenda item 8(C) has \$10,000 budgeted in the Garbage Fund for the program.

Results

Supporting local outreach and programs promotes an educated, healthy, and well governed community.

Attachment: Presentation



OCEANO ELEMENTARY EARTH GENIUS PROGRAM

**2021-2022
POWERED BY ONE COOL EARTH**





ALYSSA CHECKEYE

Oceano Elementary Garden Educator



Favorite Lesson:

I LOVE teaching the Monarch and Milkweed lesson. Being adjacent to the coastal habitats of monarchs means our garden is an extra special place for the endangered species. Students are always amazed at these beautiful garden residents.



Plus, this year we enhanced our Native Pocket Garden to support pollinators!



TASTE TESTS

In a school garden, opportunities to try fresh fruits and veggies abound! During taste tests, we try produce and recipes to expand our palate.



We tried salads, hummus, smoothies, and other yummy recipes.



Garden grown strawberries, lettuce, kale and fennel were some favorites!



COOKING TOGETHER

Our support from the Sage Garden Project means we spend a lot of time cooking, learning about food, and practicing kitchen skills



Here, students are learning about the food system supply chain while making orange juice!



Our amazing cooking cart makes cooking lessons functional and engaging.





HANDS-ON LEARNING

Every week, we learn new lessons in the garden. Sometimes we learn about soil and weather, sometimes about plants and animals.



No matter what, we enjoy learning science outside. Look at our young scientists!





FAMILY COOKING NIGHT

We don't just cook at school, we cook at home, too!



POLENTA AND "ABC" SALAD

Polenta:

- 1 Tube of polenta
- 2 tablespoons olive oil
- Salt to taste
- 1 jar of tomato sauce

ABC Salad:

- 4 carrots, grated
- 1 diced apple without peel
- 1 tablespoon lemon juice
- 1 tablespoon honey
- 1/2 cup sliced grapes
- 1/2 cup Greek yogurt

Polenta:

- 1) Slice polenta into 1/2 inch rounds.
- 2) heat a large pan with olive oil, and add polenta
- 3) Cook until golden brown
- 4) Pour tomato sauce into a saucepan and heat on low.
- 5) Season with salt and serve polenta with tomato sauce on top.

Abc Salad

- 1)grate and chop all veggies
- 2)mix all ingredients in a large bowl

DINNER ACTIVITY

Roses, Thorns, and buds:

As a family, allow each person to share the rose, thorn, and bud of their day. A rose is something amazing, fun, beautiful, or memorable that happened during the day. A thorn is something challenging, upsetting, or a bummer that happened during the day. A bud is something to look forward to for the coming days.



Enjoy tonight's program?
Learn More about us
or donate at:
Onecoolearth.org



GARDEN PROJECTS

The garden space got a lot of amazing improvements this year! Thank you Alyssa for all the hard work!



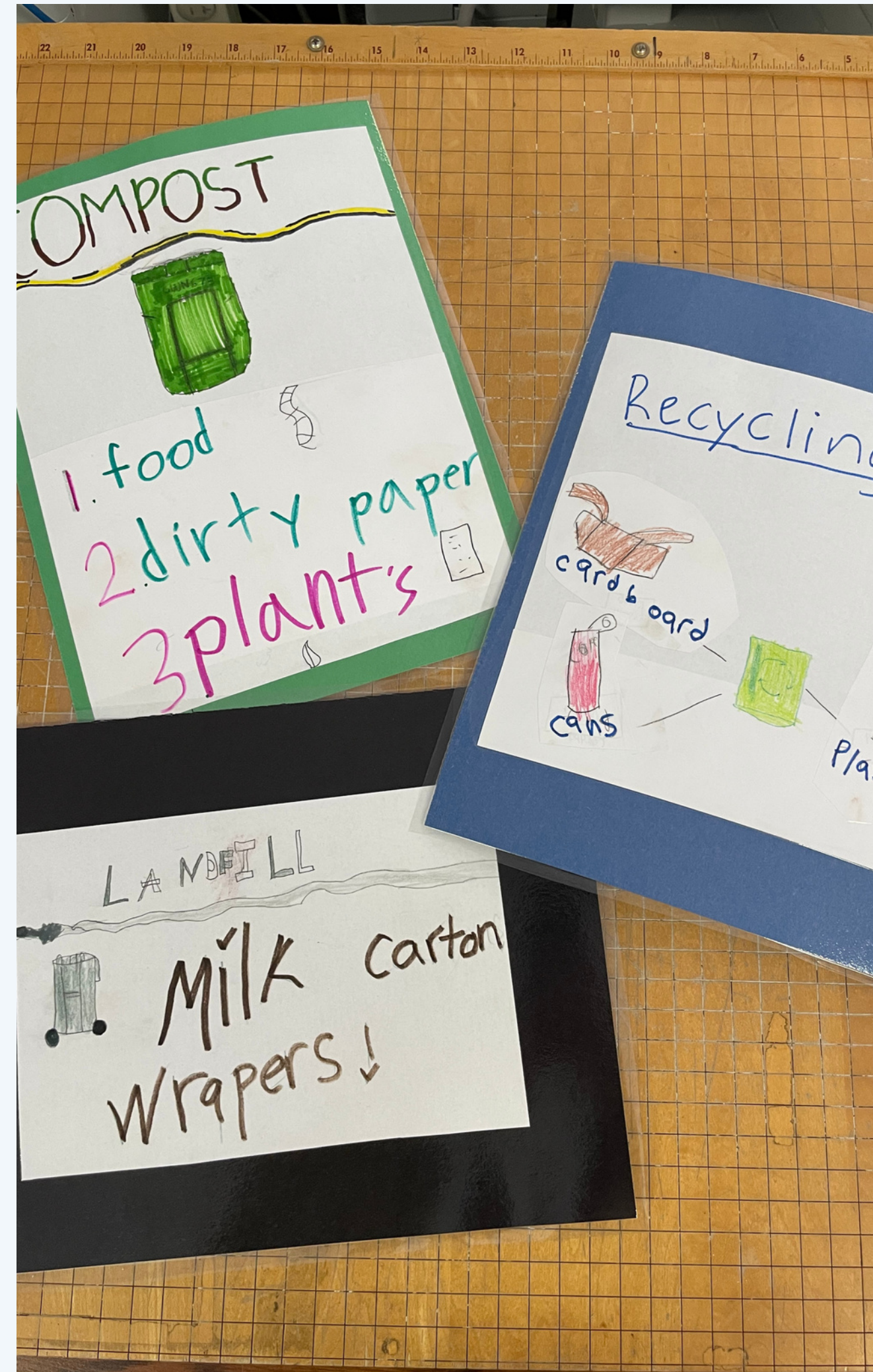
We installed a rain barrel to the garden shed and built a new compost system.

This year, the garden got a fresh layer of mulch to retain moisture and beautify the space!



WASTE AUDIT

Our signature waste audits are always a hit! Trash clean ups along with waste sorting are the perfect way to teach about responsible waste management.





GARDEN MEMORIES

One Cool Earth gives every child a place to grow. Friendships, Teamwork, and creativity abound in the garden!




OUR IMPACT AT 23 PARTNER SCHOOLS

IN THE 2021-2022 SCHOOL YEAR, WE HAVE....



DISTRIBUTED 1,378 POUNDS OF PRODUCE



TAUGHT 1,432 HANDS-ON LESSONS



SERVED 17,610 TASTE TESTS

THANK YOU FOR BEING A PART OF OUR MOST IMPACTFUL YEAR EVER!





THANK YOU FOR 5 YEARS OF SUPPORT!





Oceano Community Services District

1655 Front Street, P.O. Box 599, Oceano, CA 93475

(805) 481-6730 FAX (805) 481-6836

Date: May 25, 2022
To: Board of Directors
From: Carey Casciola, Business and Accounting Manager
Subject: **Agenda Item 8(B): Workshop on the 2022-2023 Budget with Board direction as deemed appropriate.**

Recommendation

It is recommended that your Board:

1. Review and discuss the attached 2022-23 District Budget Worksheets and provide staff with direction as you deem appropriate.
2. Set June 22, 2022 as the date of a public hearing for your Board to consider adoption of the Fiscal Year 2022-23 Preliminary Budget.

Discussion

The attached budget worksheets for the District's Fiscal Year 2022-23 budget have been prepared for discussion purposes. Based on Board feedback, the preliminary budget will be prepared for formal consideration on June 22, 2022.

The line item worksheets for each fund have been designed to include the following:

- ✓ Budget Narrative
- ✓ Actual FY 2014-15 through FY 2020-21
- ✓ Estimated current year 2021-22
- ✓ Current 2021-22 Adopted Budget
- ✓ Proposed 2022-23 Budget

The Local Hazard Mitigation (LHMP) tasks are itemized as an attachment to the budget. This report includes the status of each hazard identified in the LHMP and is required to be provided to the Board each year. The attached budget does not include funds for the LHMP in the General Fund for the upcoming fiscal year.

Other Agency Involvement

Numerous other agencies are involved in the development of the District's budget including the Five Cities Fire Authority and the County of San Luis Obispo. The final budget is sent to the County Auditor's office after the final adoption in August.



Financial Considerations

The proposed preliminary budget for FY 2022-23 includes \$4,954,222 in revenues, \$4,999,592 in expenditures. Details are covered in the narrative section of the attached budget including details associated with each fund.

The accounting close-out for the current FY 2021-22 year will be substantially completed before the adoption of the Final FY 2022-23 Budget in August 2022, at which time the detailed update on reserves can be provided for Board consideration.

Results

Holding a workshop to review and consider the District's budget for fiscal year 2022-23 helps to ensure sound financial management for the District and promotes a well governed community.

Attachments:

- FY 2022-23 Preliminary Budget
- LHMP Mitigation Strategy

FY 2022-2023 OCSD BUDGET WORKSHOP



BUDGET SUMMARY



OCEANO COMMUNITY SERVICES DISTRICT PRELIMINARY BUDGET FISCAL YEAR 2022/23

Table of Contents

Budget Narrative

Summary	3
Significant Budget Items	3
Combined Preliminary Budget	4
General Fund Budgets.....	5
Fire and Emergency Services.....	6
Lighting Fund.....	6
Administrative Fund.....	6
Facilities Fund.....	6
Enterprise Fund Budgets.....	8
Water Fund	8
Wastewater Fund.....	9
Garbage Fund.....	9
Equipment Fund.....	9

Budget Schedules

General Fund Summary	10
Administrative Department Summary.....	13
Administrative Department	14
Fire Department Summary	18
Fire Department.....	19
Lighting Department Summary.....	21
Lighting Department	22
Facilities Summary	24

Facilities	25
Enterprise Fund Summary.....	27
Water Department Summary	29
Water Department	30
Wastewater Department Summary.....	34
Wastewater Department	35
Garbage Department Summary.....	39
Garbage Department	40
Equipment Summary	43
Equipment	44

Summary

The Oceano Community Services District (OCSD) preliminary budget for fiscal year (FY) 2022/23 has been prepared consistent with the current FY 2021/22 budget. The financial condition of the District is subject to impacts that will need to be addressed in the upcoming years.

Significant Budget Item

The OCSD (FY) 2022/23 Preliminary Budget includes one significant budget issue.

- Emergency services and fire protection are provided by the Five Cities Fire Authority (FCFA) and a third amendment to the Joint Powers Authority (JPA) agreement with the cities of Arroyo Grande and Grover Beach was approved on June 24, 2020. The latest amendment requires the District to place a measure on the ballot to give the Oceano voters the choice to approve a District initiated special tax to increase funding for emergency medical and fire protection services. The March 2020 Oceano election failed to pass by only 10 votes which indicated that over 66% of Oceano voters desired to remain as part of the FCFA and were willing to pay more to fund emergency fire and medical services. The third amendment to the JPA requires the same funding formula used last year.
- The Wastewater Fund incurs a deficit each year before the interfund transfer from the Facilities Fund for the repayment of building the Sherriff's substation. The repayment schedule is set to end this year. The last time the District proposed a Prop 218 rate increase in the Wastewater Fund was 2011. The operating shortfalls need to be addressed in the upcoming years as well as the deferred infrastructure repairs and replacement.

Additional details are provided in subsequent sections on each of the OCSD budget units.

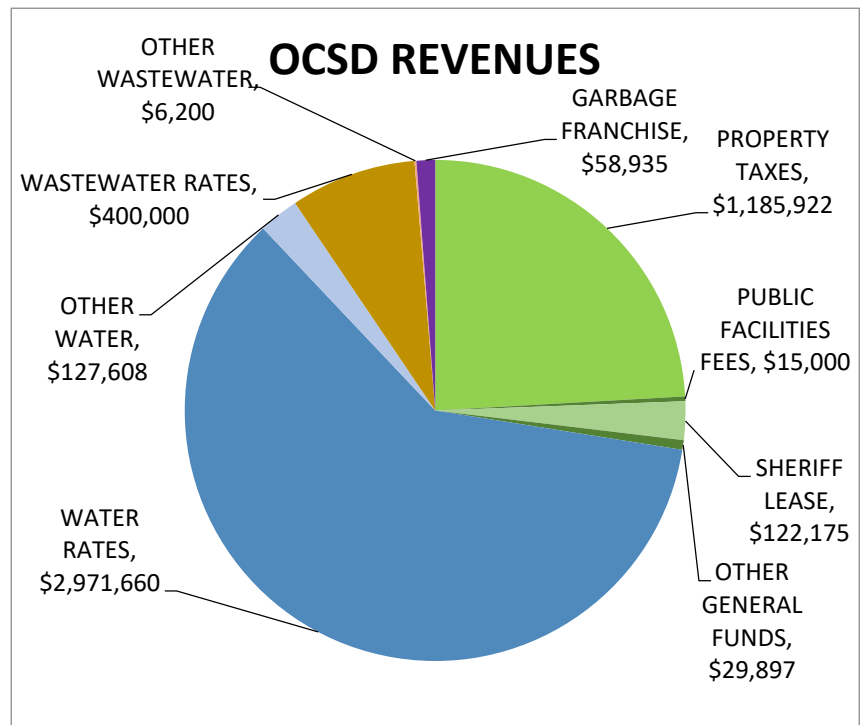
Combined Preliminary Budget

The following table illustrates the combined OCSD budgets.

OCSD Combined Budget - All Funds						
	<u>GENERAL</u>	<u>ENTERPRISE</u>	<u>SUB TOTAL</u>	<u>COMBINING</u>		
	<u>FUND</u>	<u>FUNDS</u>		<u>ADJUSTMENT</u>	<u>TOTAL</u>	<u>%</u>
OPERATING REVENUE	\$1,352,994	\$3,467,420	\$4,820,414		\$4,820,414	97%
NON OPERATING REVENUE	1,145,967	133,808	1,279,775	(1,145,967)	133,808	3%
TOTAL REVENUE	2,498,961	3,601,228	6,100,189	(1,145,967)	4,954,222	100%
LABOR	848,262	587,760	1,436,022	(222,000)	1,214,022	24%
SERVICES & SUPPLIES	1,511,733	2,002,895	3,514,628		3,514,628	70%
CAPITAL OUTLAY	0	175,000	175,000		175,000	4%
DEBT SERVICE	0	95,942	95,942		95,942	2%
ADMIN COST	55,438	868,529	923,967	(923,967)	0	0%
TOTAL EXPENDITURES	2,415,433	3,730,126	6,145,559	(1,145,967)	4,999,592	100%
SURPLUS/ (DEFICIT)	83,528	(128,898)	(45,370)	0	(45,370)	0

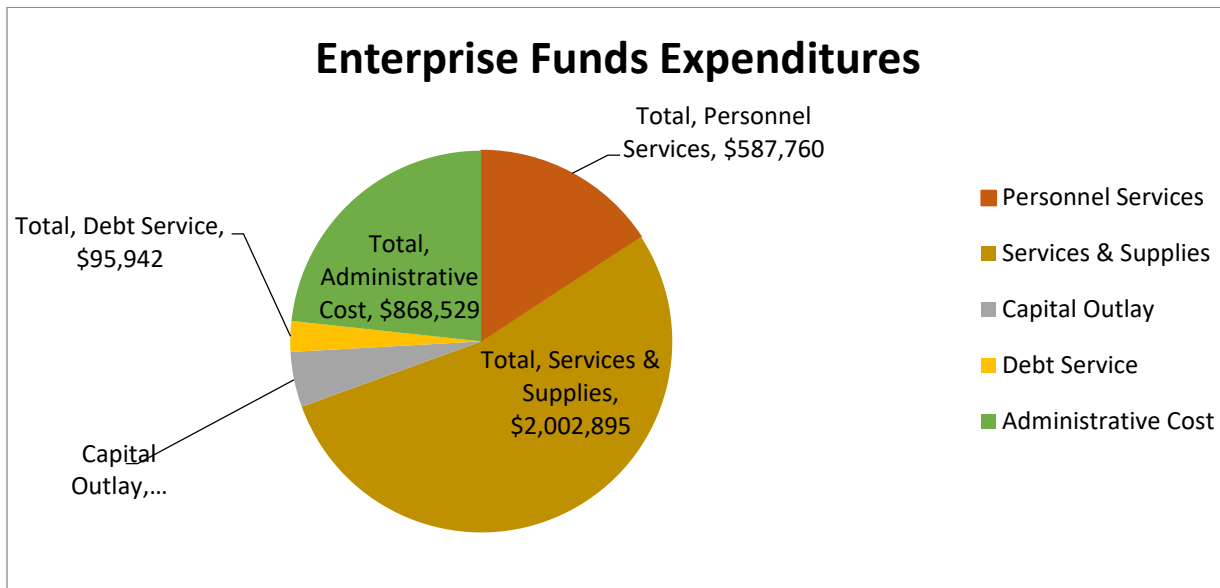
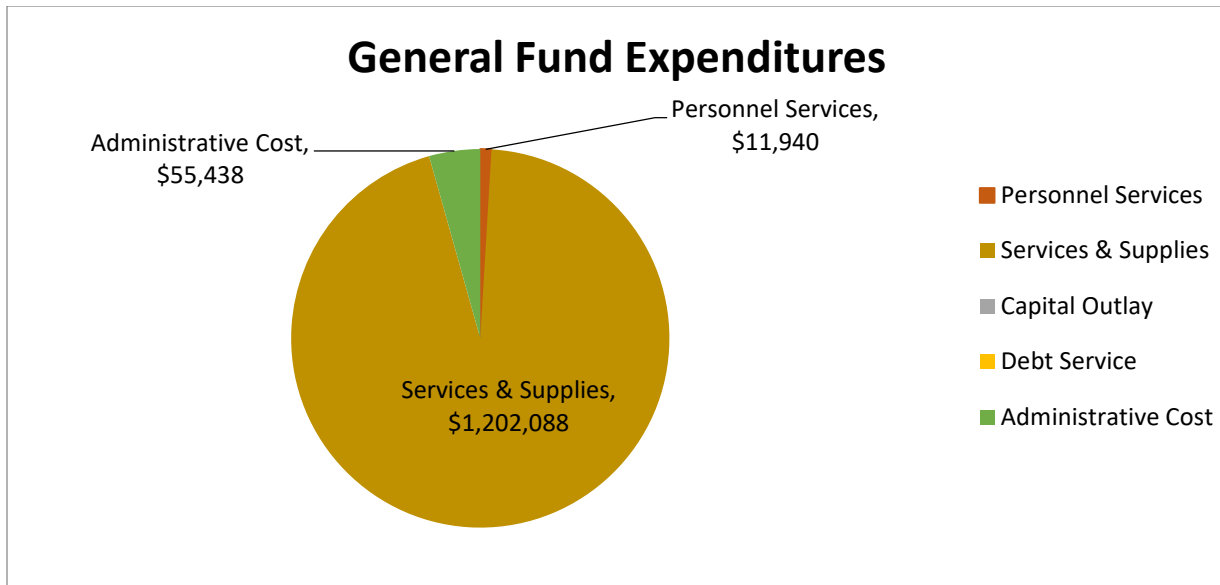
Total General Fund revenues are estimated to increase \$46,605 (4%) from \$1,129,253 estimated for FY 2021/22 to \$1,175,858 in FY 2022/23. The Enterprise Fund revenues, not including the Proposition 1 funds granted to the District in FY 2021/22, are estimated to increase by \$215,458 (4%) from \$3,385,770 estimated in FY 2021/22 to \$3,601,228 in FY 2022/23.

The adjacent chart illustrates the OCSD estimated revenues for FY 2022/23.



Total General Fund expenditures are estimated to increase \$52,857 (2.24%) from \$2,362,576 budgeted for FY 2021/22 to \$2,415,433 in FY 2022/23. Enterprise Fund expenditures are estimated to increase \$93,376 (1%) from a total of \$3,636,750 which is less the \$2,880,090 Proposition 1 grant funds approved by the California State Water Board in FY 2021/22 to \$3,730,126 in FY 2022/23.

The following graph illustrates the OCSD costs for FY 2022/23 by category.



GENERAL FUND BUDGETS

The General Fund Budgets consist of the following:

- Fire Fund
- Lighting Fund
- Administrative Fund
- Facilities Fund

Emergency Services and Fire Protection – See budget schedules on pages 17-20

The budget for the Fire Fund is based on the amendment to the joint powers authority (JPA) for the Five Cities Fire Authority (FCFA). The most recent amendment adopted on June 24, 2020, is the third amendment to the JPA and established the funding formula to allocate the costs of FCFA to the member agencies. The third amendment provided that the District's share of FCFA FY 2022/23 costs would be calculated with the same funding formula as last year.

The future of the District's fire and emergency services will be considered by the community on the June 2022 primary ballot with a measure for a special tax. Should the ballot measure pass, the new funding formula will be implemented July 1, 2022. If the measure fails the "wind down" period will be initiated and the District will no longer be a part of the JPA effective June 30, 2023. Several actions will be taken, including work program elements related to identification of assets, liabilities and distribution of assets and liabilities identified with specific dates. During the wind down period, OCSD will also determine whether the District can provide fire and emergency services through a temporary agreement with FCFA or whether the District will divest itself from those services through the San Luis Obispo County Local Agency Formation Commission (LAFCO) process.

Lighting Fund - See budget schedules on pages 21-23

The lighting fund pays for streetlights and is funded through a portion of the District's property tax allocation. The proposed FY 2022/23 budget of \$45,845 is a minimal increase of \$2,820 from the \$43,025 budgeted in FY 2021/22.

Administrative Fund - See budget schedules on pages 12-16

The Administrative Fund includes the cost of the General Manager and staff responsible for the District's accounting and finances, human resources, clerk and records retention, contract management, utility billing, and related administrative functions. The proposed FY 2022/23 budget of \$1,145,967 represents an increase of \$46,092 (4.19%) from the \$1,099,875 FY 2021/22 budget.

Facilities Fund - See budget schedules on pages 24-27

The Facilities Fund includes revenues and expenditures for the fire station, administrative offices, Sheriff's substation, and the old firehouse. The fire station is rented to FCFA for \$15,000 per year. A portion of the old firehouse is rented to Village AA for \$12,000 per year. In previous years, the Sheriff's substation was leased to the County of San Luis Obispo for \$9,495 a month but with the five-year extension coming

up in September 2022 the rent will increase to \$10,318.52 a month for a total increase of \$8,235 for the FY 2022/23.

Wastewater funds were utilized to construct the Sheriff's Substation and an interfund loan was established with repayment from the Facilities Fund annually. This is the final year of the annual interfund transfer from the Facilities Fund to the Wastewater Fund.

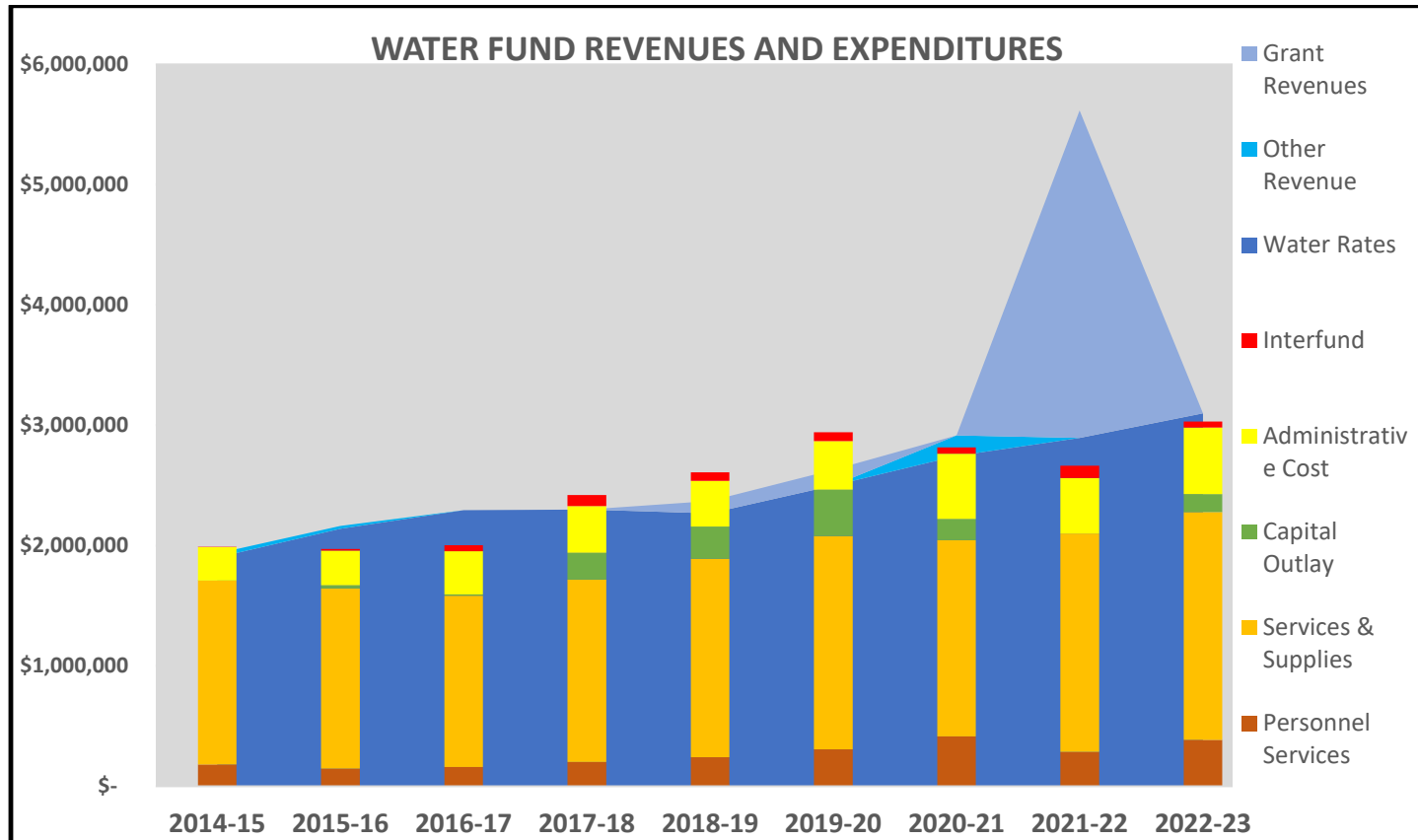
The District is in an agreement with the Planning and Building department of the County of San Luis Obispo related to Public Facilities Fees (PFF's). The County currently collects PFF's and distributes them to the District. These fees can be utilized for capital improvements and equipment related to the Fire Fund.

ENTERPRISE FUND BUDGETS

The OCSD Enterprise Fund budgets consist of the following:

- Water Fund
- Wastewater Fund
- Garbage Fund
- Equipment Fund

Water Fund - See budget schedules on pages 29-33

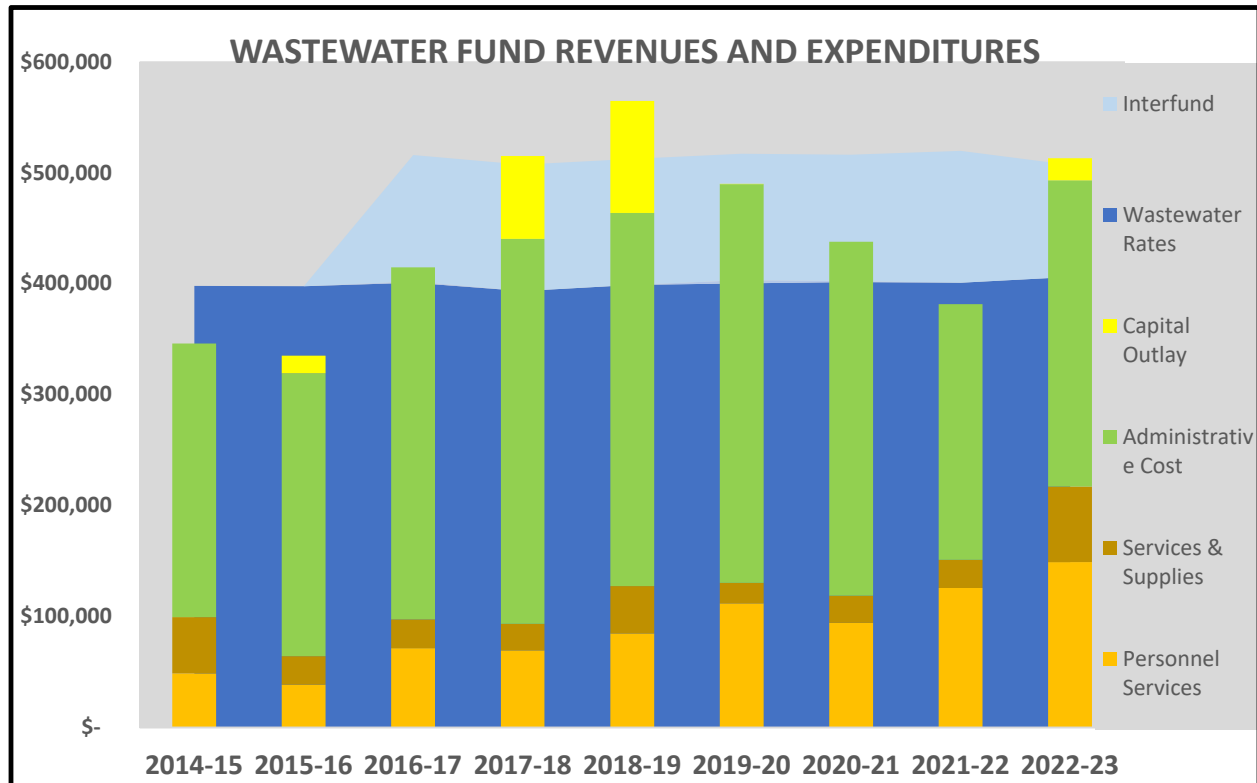


The District provides water service to approximately 2,200 connections. The District’s water supplies include groundwater, Lopez water, and State water. The water system rate increase was approved in October of 2020 by Ordinance 2020-01

Over the last five years the District has secured \$3,100,233 in grants from state agencies for the water system capital improvement projects. The Water Resource Reliability Program (WRRP) funded by Proposition 1 and 84 has evaluated long-term infrastructure needs of the Districts water system that includes significant deferred maintenance and replacement. The design phase scope of work includes other preconstruction activities including environmental compliance, other technical assistance, and community outreach.

There are expenditure line items included in the proposed budget that reflect future projects to take place in the FY 2022/23. One is the increase to professional services for the staff extension services for the

Northern Cities Management Area Technical Group to update the 2002 Management Agreement and the other is the increase to capital improvement projects based on the new rates approved in 2020.



Wastewater Fund - See budget schedules on pages 34-38

The Wastewater operating deficit for the FY 2022/23 budget is (\$138,991). The proposed budget includes the final year of the interfund transfer from the Facilities Fund of \$95,295 to the Wastewater Fund for the repayment of the original construction of the Sheriffs building. Under expenditures \$25,000 has been set aside for a new wastewater collection system study. The Wastewater Fund continues to incur operating net losses because the revenues are not increased every year like the Water Fund. The operating shortfall needs to be addressed in the upcoming years as well as the deferred infrastructure repairs and replacement.

Garbage Fund - See budget schedules on pages 39-42

The Garbage Fund is proposed to have an operating deficit for the FY 2022/23 budget of (\$54,611). The Board adopted Resolution 2020-02 to reduce the franchise fee payment from South County Sanitary from 10% to 5%. By reducing the franchise fees to the District, the residents garbage bills are lower.

Equipment Fund - See budget schedules on pages 43-46

The Equipment Fund is funded through the Water, Wastewater, and Garbage Funds. The proposed budget includes funds for an equipment lease for a new service truck.



GENERAL FUND





**OCEANO COMMUNITY SERVICES DISTRICT
GENERAL FUND
SUMMARY**

ACCOUNT NO.	GENERAL FUND (GF)	ACTUAL FY 2014/2015	ACTUAL FY 2015/2016	ACTUAL FY 2016/2017	ACTUAL FY 2017/2018	ACTUAL FY 2018/19	ACTUAL FY 2019/20	ACTUAL FY 2020/21	ESTIMATED 2021/22	CURRENT BUDGET FY 2021/22	PROPOSED BUDGET FY 2022/23
SOURCES OF FUNDS											
	Fire	\$0	\$0	\$0	\$0	\$0	\$0	\$0	\$0	\$0	\$0
	Lighting	\$0	\$0	\$0	\$0	\$0	\$0	\$0	\$0	\$0	\$0
	Facilities	\$26,426	\$148,482	\$168,743	\$169,127	\$201,210	\$152,627	\$163,053	\$157,272	\$157,140	\$165,375
	Admin	\$1,508,212	\$1,542,680	\$1,757,141	\$1,859,878	\$2,037,995	\$2,169,619	\$2,375,249	\$2,109,687	\$2,241,224	\$2,333,586
	Total Sources of Funds	\$1,534,638	\$1,691,162	\$1,925,883	\$2,029,005	\$2,239,205	\$2,322,246	\$2,538,301	\$2,266,959	\$2,398,364	\$2,498,961
USES OF FUNDS											
	Fire	\$786,526	\$827,169	\$851,824	\$964,222	\$1,052,092	\$1,202,035	\$1,182,360	\$1,173,320	\$1,182,272	\$1,183,977
	Lighting	\$44,441	\$42,090	\$45,904	\$39,570	\$46,912	\$40,464	\$44,492	\$35,041	\$43,025	\$45,845
	Facilities	\$27,153	\$58,748	\$91,696	\$118,415	\$85,106	\$181,729	\$34,350	\$22,119	\$37,404	\$39,644
	Admin	\$650,563	\$644,794	\$792,935	\$857,732	\$901,509	\$1,036,203	\$1,067,270	\$958,507	\$1,099,875	\$1,145,967
	Total Expenditures	\$1,508,683	\$1,572,801	\$1,782,360	\$1,979,939	\$2,085,619	\$2,460,431	\$2,328,472	\$2,188,987	\$2,362,576	\$2,415,433
	OPERATING SURPLUS/(DEFICIT)										
	Fire	(\$786,526)	(\$827,169)	(\$851,824)	(\$964,222)	(\$1,052,092)	(\$1,202,035)	(\$1,182,360)	(\$1,173,320)	(\$1,182,272)	(\$1,183,977)
	Lighting	(\$44,441)	(\$42,090)	(\$45,904)	(\$39,570)	(\$46,912)	(\$40,464)	(\$44,492)	(\$35,041)	(\$43,025)	(\$45,845)
	Facilities	(\$727)	\$89,734	\$77,047	\$50,712	\$116,105	(\$29,102)	\$128,703	\$135,153	\$119,736	\$125,731
	Admin	\$857,648	\$897,886	\$964,206	\$1,002,146	\$1,136,486	\$1,133,416	\$1,307,979	\$1,151,180	\$1,141,349	\$1,187,619
	OPERATING SURPLUS/(DEFICIT)	\$25,955	\$118,361	\$143,524	\$49,065	\$153,586	(\$138,185)	\$209,830	\$77,972	\$35,788	\$83,528
	TRANSFERS & ENCUMBRANCES										
	Transfers In - From Water Fund	0	0	31,500	31,500	31,500	31,500	31,500	31,500	31,500	31,500
	(Transfers Out) - To Water and Wastewater	0	0	(113,940)	(113,940)	(113,940)	(113,940)	(113,940)	(126,172)	(126,172)	(109,441)
	Encumbrances - Sources of Funding										
	Encumbrances - (Designated Funds)								(24,621)	(24,621)	
	NET TRANSFERS & ENCUMBRANCES	\$0	\$0	(\$82,440)	(\$82,440)	(\$82,440)	(\$82,440)	(\$82,440)	(\$119,293)	(\$119,293)	(\$77,941)
	RESERVES										
	(Use of Reserves)										
	Additions to Reserves	25,955	118,361	61,084	(33,375)	71,146	(220,626)	127,390	(41,321)	(83,505)	5,587
	Other Adjustments										
	RESERVES - INCREASE / (DECREASE)	\$25,955	\$118,361	\$61,084	(\$33,375)	\$71,146	(\$220,626)	\$127,390	(\$41,321)	(\$83,505)	\$5,587
	NET BUDGETARY SOURCES/USES	\$0	\$0	\$0	(\$0)	(\$0)	(\$1)	\$0	\$0	\$0	(\$0)



ADMINISTRATIVE BUDGET





**OCEANO COMMUNITY SERVICES DISTRICT
FUND LEVEL ANALYSIS
ADMINISTRATIVE DEPARTMENT - GENERAL FUND - 01**

ACCOUNT NO.	GENERAL FUND (GF) ADMINISTRATIVE DEPARTMENT - 01	ACTUAL FY 2014/2015	ACTUAL FY 2015/2016	ACTUAL FY 2016/2017	ACTUAL FY 2017/2018	ACTUAL FY 2018/19	ACTUAL FY 2019/20	ACTUAL FY 2020/21	ESTIMATED FY 2021/22	CURRENT BUDGET FY 2021/22	PROPOSED BUDGET FY 2022/23
SOURCES OF FUNDS											
	Revenues	\$890,048	\$905,524	\$963,635	\$1,017,634	\$1,077,768	\$1,125,931	\$1,155,696	\$1,151,179	\$1,141,349	\$1,187,619
	Other Sources of Funds	\$618,163	\$637,156	\$793,506	\$842,244	\$960,227	\$1,043,688	\$1,219,553	\$958,508	\$1,099,875	\$1,145,967
	Total Sources of Funds	\$1,508,212	\$1,542,680	\$1,757,141	\$1,859,878	\$2,037,995	\$2,169,619	\$2,375,249	\$2,109,687	\$2,241,224	\$2,333,586
USES OF FUNDS											
	Salaries & Wages	\$350,625	\$343,391	\$441,421	\$435,716	\$404,011	\$456,518	\$466,046	\$424,169	\$440,000	\$451,000
	Benefits	\$99,036	\$108,857	\$108,634	\$142,238	\$119,612	\$171,458	\$193,226	\$159,602	\$146,370	\$163,322
	Personnel Services	\$449,661	\$452,248	\$550,055	\$577,954	\$523,623	\$627,976	\$659,272	\$583,771	\$586,370	\$614,322
	Services & Supplies	\$200,902	\$191,738	\$242,130	\$275,065	\$259,007	\$263,388	\$246,456	\$184,659	\$297,605	\$309,645
	Operating Crew Benefits Allocation	\$0	\$808	\$750	\$4,713	\$118,879	\$144,839	\$161,542	\$190,077	\$215,900	\$222,000
	Administrative Cost	\$0	\$0	\$0	\$0	\$0	\$0	\$0	\$0	\$0	\$0
	Total Expenditures	\$650,563	\$644,794	\$792,935	\$857,732	\$901,509	\$1,036,203	\$1,067,270	\$958,507	\$1,099,875	\$1,145,967
	OPERATING SURPLUS/(DEFICIT)	\$857,648	\$897,886	\$964,206	\$1,002,146	\$1,136,486	\$1,133,416	\$1,307,979	\$1,151,180	\$1,141,349	\$1,187,619



OCEANO COMMUNITY SERVICES DISTRICT
 FUND LEVEL ANALYSIS
 ADMINISTRATIVE DEPARTMENT - GENERAL FUND - 01

											3%
ACCOUNT NO.	GENERAL FUND (GF) ADMINISTRATIVE DEPARTMENT - 01	ACTUAL FY 2014/2015	ACTUAL FY 2015/2016	ACTUAL FY 2016/2017	ACTUAL FY 2017/2018	ACTUAL FY 2018/19	ACTUAL FY 2019/20	ACTUAL FY 2020/21	ESTIMATED FY 2021/22	CURRENT BUDGET FY 2021/22	PROPOSED BUDGET FY 2022/23
SOURCES OF FUNDS											
REVENUES											
01-4-3100-000	Property Taxes: Current Year - Secured	843,006	879,236	933,879	964,610	1,015,514	1,039,689	1,090,127	1,103,745	1,101,742	1,150,098
01-4-3101-000	Property Taxes: Current Year - Unsecured	20,571	20,657	21,222	21,060	22,876	38,492	39,056	35,743	37,695	36,778
01-4-3102-000	Property Taxes: Prior Year - Secured	(1,554)	(820)	(1,100)	(2,135)	(3,341)	3,742	(1,923)	(2,267)	0	0
01-4-3103-000	Property Taxes: Prior Year - Unsecured	923	0	625	1,160	867	1,148	649	608	0	0
01-4-3105-000	Penalties & Interest	474	4,918	13,193	32,901	78	110	61	3,605	0	0
01-4-3106-000	Delinq Garbage Charges	818	2,403	1,474	2,787	1,442	1,600	1,900	3,479	0	0
01-4-3120-000	Homeowners' Prop Tax Relief	6,479	6,517	6,500	6,381	6,449	6,253	6,326	6,210	6,134	6,141
01-4-3121-000	SB 1090	0	0	0	0	0	12,755	12,755	10,079	10,575	10,064
01-4-3213-100	Will Serve Letter Fee	900	1,170	1,160	930	1,470	390	1,110	540	0	0
01-4-3230-100	Misc Income	121	23	1,409	3	1,807	743	5,967	2,849	0	0
01-4-3238-200	Fireworks Permit	1,540	1,540	1,540	1,540	1,540	1,540	1,600	1,648	1,648	1,697
01-4-3243-100	Reimbursements	7,165	2,042	0	0	0	0	0	1,385	0	0
01-4-3245-000	SSLOCSD Reimbursements	22,000	3,666	135	425	0	0	0	0	0	0
01-4-3260-100	IRS/EDD Refunds	13	0	0	0	0	0	0	0	0	0
01-4-3300-000	Interest Income	4,053	1,269	1,237	385	43,581	34,556	14,728	0	0	0
01-4-3557-000	CO Charge: SB 2557	(16,460)	(17,097)	(17,639)	(14,512)	(15,514)	(15,086)	(16,660)	(16,445)	(16,445)	(17,159)
01-4-3606-205	PG&E Energy Rebate	0	0	0	2,100	1,000	0	0	0	0	0
Total Revenues		\$890,048	\$905,524	\$963,635	\$1,017,634	\$1,077,768	\$1,125,931	\$1,155,696	\$1,151,179	\$1,141,349	\$1,187,619
OTHER SOURCES OF FUNDS											
	Allocated Administrative Overhead	618,163	637,156	793,506	842,244	841,347	898,849	1,058,011	768,430	883,975	923,967
	Allocated Operating Crew Overhead	0	0	0	0	118,880	144,839	161,542	190,078	215,900	222,000
Total Other Sources of Funds		\$618,163	\$637,156	\$793,506	\$842,244	\$960,227	\$1,043,688	\$1,219,553	\$958,508	\$1,099,875	\$1,145,967
Total Sources of Funds		\$1,508,212	\$1,542,680	\$1,757,141	\$1,859,878	\$2,037,995	\$2,169,619	\$2,375,249	\$2,109,687	\$2,241,224	\$2,333,586
USES OF FUNDS											
SALARIES & WAGES											
01-5-4100-010	Salary & Wages	348,038	339,788	438,144	431,860	398,399	455,896	465,901	423,877	431,000	442,000
01-5-4100-020	Overtime	2,587	3,603	3,277	3,856	5,612	622	146	292	9,000	9,000
Total Salaries & Wages		\$350,625	\$343,391	\$441,421	\$435,716	\$404,011	\$456,518	\$466,046	\$424,169	\$440,000	\$451,000
BENEFITS											
01-5-4100-061	PERS Contribution	51,342	26,513	30,065	52,240	28,092	56,178	58,853	63,231	54,000	65,000
01-5-4100-062	PERS UAL Payment	2,361	14,522	17,851	22,790	30,576	38,419	47,727	5,575	5,600	5,752
01-5-4100-063	Pension Expense (GASB 68)	0	7	46	0	0	0	0	0	0	0
01-5-4100-070	SUI	2,746	2,604	0	0	0	0	0	1,896	2,170	2,170
01-5-4100-071	Medicare	4,516	4,857	5,692	6,528	5,904	6,939	6,582	7,071	6,400	7,300
01-5-4100-072	FICA	0	0	129	837	628	1,543	1,949	2,061	1,800	2,200
01-5-4100-192	P/R Fed & State Taxes	0	526	4,523	2,643	3,764	4,905	0	0	0	0
01-5-4100-075	Compensation Insurance	2,271	15,600	7,363	13,785	5,028	5,269	4,165	4,348	4,700	5,000
01-5-4100-090	Insurance	34,874	43,402	42,140	42,515	44,721	57,230	73,050	74,520	70,800	75,000
01-5-4100-097	Cell Phone Allowance	900	825	825	900	900	975	900	900	900	900
Total Benefits		\$99,036	\$108,857	\$108,634	\$142,238	\$119,612	\$171,458	\$193,226	\$159,602	\$146,370	\$163,322
Total Personnel Services		\$449,661	\$452,248	\$550,055	\$577,954	\$523,623	\$627,976	\$659,272	\$583,771	\$586,370	\$614,322



OCEANO COMMUNITY SERVICES DISTRICT
 FUND LEVEL ANALYSIS
 ADMINISTRATIVE DEPARTMENT - GENERAL FUND - 01

											3%
ACCOUNT NO.	GENERAL FUND (GF) ADMINISTRATIVE DEPARTMENT - 01	ACTUAL FY 2014/2015	ACTUAL FY 2015/2016	ACTUAL FY 2016/2017	ACTUAL FY 2017/2018	ACTUAL FY 2018/19	ACTUAL FY 2019/20	ACTUAL FY 2020/21	ESTIMATED FY 2021/22	CURRENT BUDGET FY 2021/22	PROPOSED BUDGET FY 2022/23
SERVICES & SUPPLIES											
01-5-4100-110	Communications & Dispatch	3,913	4,488	8,202	8,934	8,102	10,078	10,121	10,191	10,800	10,800
01-5-4100-150	Insurance	5,327	11,471	25,932	21,373	22,608	24,219	26,576	30,561	29,600	32,000
01-5-4100-170	Maintenance: Equipment	3,774	1,855	1,269	154	357	434	579	0	3,810	3,810
01-5-4100-173	Maint: Structures/ Improvements	8,996	6,140	6,504	10,507	6,799	6,058	5,623	5,760	10,815	10,815
01-5-4100-180	Memberships	2,644	8,303	6,026	6,858	6,990	7,827	3,877	8,115	8,000	8,300
01-5-4100-190	Misc Expense	51	(291)	(22)	0	0	456	0	0	0	0
01-5-4100-191	Over and Short	83	(236)	(4,745)	96	(387)	0	(1,574)	0	0	0
01-5-4100-192	P/R: Other Fed & State Taxes	0	0	0	0	0	0	6,808	0	0	0
01-5-4100-193	Bank Fees	1,410	1,432	2,059	4,262	4,631	3,916	4,074	5,780	4,790	5,950
01-5-4100-200	Office Expense	3,810	5,584	4,253	6,401	7,286	7,952	5,232	5,313	7,175	7,175
01-5-4100-205	Outside UB Mail Service	7,930	13,365	14,639	19,082	0	1,231	27	0	0	0
01-5-4100-210	Postage	1,427	649	476	348	1,946	505	508	473	2,575	2,575
01-5-4100-218	Audit	19,500	18,525	34,250	21,775	20,200	19,820	21,975	20,570	20,570	21,290
01-5-4100-219	Special Admin Expense	1,169	327	0	0	0	0	0	0	0	0
01-5-4100-220	Professional Services	14,510	16,344	19,397	21,686	23,706	23,778	19,417	9,271	34,000	34,000
01-5-4100-221	Information Technology	3,932	3,879	10,080	6,178	8,846	7,175	3,749	2,672	8,000	5,000
01-5-4100-223	Legal Services	86,085	70,869	58,620	81,715	85,582	88,808	53,072	34,405	92,000	75,000
01-5-4100-225	Board Stipends	11,200	10,650	10,700	8,700	9,850	10,050	6,250	6,133	12,000	12,000
01-5-4100-226	Annual Software Maintenance	0	0	7,318	14,803	15,306	13,749	17,987	18,500	18,500	19,200
01-5-4100-230	Required Legal Notice	579	188	90	0	375	436	1,178	1,072	450	1,200
01-5-4100-235	Books/ Journals/ Subscriptions/ Software	287	251	1,027	698	546	341	1,654	0	1,590	1,700
01-5-4100-241	Rents/ Lease: Equipment	2,570	1,752	0	0	0	0	0	0	0	0
01-5-4100-247	LAFCO Annual Charge	0	0	14,349	15,280	12,790	15,220	10,861	11,120	12,200	11,900
01-5-4100-248	Permits, Fees, Lincenses	0	0	364	495	798	2,272	2,821	2,295	1,065	2,500
01-5-4100-250	Small Tools/ Equipment	0	0	16	0	0	0	0	0	0	0
01-5-4100-260	Election Expense	4,141	0	4,871	0	549	0	22,845	0	0	24,000
01-5-4100-280	Private Vehicle/ Milage Expense	377	36	62	233	0	181	0	0	530	530
01-5-4100-283	Job Advertising Expense	224	978	0	0	412	2,400	0	2,973	0	0
01-5-4100-285	Classes/ Seminars/ Training Fee	660	1,630	2,746	2,159	2,959	3,045	1,284	0	6,010	6,200
01-5-4100-286	Board Member Travel	76	25	2,881	132	439	210	0	0	2,125	2,200
01-5-4100-290	Utilities	6,910	11,121	9,979	9,529	11,707	10,671	10,982	7,235	11,000	11,500
01-5-4100-297	Pass-thru: Delinquent Garbage/ Tax Roll	818	2,403	789	2,664	1,239	2,556	203	2,220	0	0
01-5-4100-320	Fixed Assets - Phone System/ Website	0	0	0	6,096	5,369	0	0	0	0	0
01-5-4100-199	Claims & Stettlements	8,500	0	0	4,907	0	0	0	0	0	0
01-5-4100-391	LHMP	0	0	0	0	0	0	10,329	0	0	0
Total Services & Supplies		\$200,902	\$191,738	\$242,130	\$275,065	\$259,007	\$263,388	\$246,456	\$184,659	\$297,605	\$309,645
Operating Crew Benefits & Direct Labor Cost Allocations											
	Leave time	0	0	0	0	27,682	31,352	40,861	61,130	53,000	54,000
	Salaries & Wages (Admin)	0	0	0	0	0	0	0	5,623	6,100	7,500
	PERS Contribution	0	0	0	0	23,478	29,785	34,202	32,195	41,000	44,000
	Medicare	0	0	0	0	3,448	3,676	3,884	3,753	5,200	5,400
	P/R Fed & State Taxes	0	0	0	0	0	0	0	4,500	4,500	4,500
	SUI	0	0	0	0	0	0	0	1,750	1,750	1,750
	Insurance	0	0	0	0	39,309	58,365	61,454	60,879	83,400	83,400
	Boot Allowance	0	750	750	750	1,000	1,000	1,000	1,000	1,250	1,250
	Clothing	0	58	0	3,963	6,463	6,362	6,491	4,914	6,000	6,500
	Standby	0	0	0	0	17,500	14,300	13,650	14,333	13,700	13,700
Total Operating Crew Benefits		\$0	\$808	\$750	\$4,713	\$118,879	\$144,839	\$161,542	\$190,077	\$215,900	\$222,000
Total Expenditures		\$650,563	\$644,794	\$792,935	\$857,732	\$901,509	\$1,036,203	\$1,067,270	\$958,507	\$1,099,875	\$1,145,967



OCEANO COMMUNITY SERVICES DISTRICT
 FUND LEVEL ANALYSIS
 ADMINISTRATIVE DEPARTMENT - GENERAL FUND - 01

		3%									
ACCOUNT NO.	GENERAL FUND (GF) ADMINISTRATIVE DEPARTMENT - 01	ACTUAL FY 2014/2015	ACTUAL FY 2015/2016	ACTUAL FY 2016/2017	ACTUAL FY 2017/2018	ACTUAL FY 2018/19	ACTUAL FY 2019/20	ACTUAL FY 2020/21	ESTIMATED FY 2021/22	CURRENT BUDGET FY 2021/22	PROPOSED BUDGET FY 2022/23
OPERATING SURPLUS/(DEFICIT)		\$857,648	\$897,886	\$964,206	\$1,002,146	\$1,136,486	\$1,133,416	\$1,307,979	\$1,151,180	\$1,141,349	\$1,187,619
TRANSFERS & ENCUMBRANCES											
	Transfers In - Facilities Fund	0	0	0	0	0	0	46,263	30,416	21,068	60,514
	(Transfers Out) - Fire and Lighting	(830,967)	(869,259)	(897,728)	(1,028,792)	(1,099,004)	(1,242,499)	(1,226,852)	(1,219,366)	(1,236,300)	(1,242,545)
	Encumbrances - Sources of Funding	0	0	0	0	47,904	0	0	0	0	0
	Encumbrances - (Designated Funds)	0	0	0	0	(47,904)	0	0	(24,621)	(24,621)	0
NET TRANSFERS & ENCUMBRANCES		(\$830,967)	(\$869,259)	(\$897,728)	(\$1,028,792)	(\$1,099,004)	(\$1,242,499)	(\$1,180,589)	(\$1,213,571)	(\$1,239,853)	(\$1,182,031)
RESERVES											
	(Use of Reserves)				(26,646)		(109,083)		(62,391)	(98,504)	
	Additions to Reserves	26,681	28,627	66,478		37,482		127,390			5,588
	Other Adjustments										
RESERVES - INCREASE / (DECREASE)		\$26,681	\$28,627	\$66,478	(\$26,646)	\$37,482	(\$109,083)	\$127,390	(\$62,391)	(\$98,504)	\$5,588
NET BUDGETARY SOURCES/USES		(\$0)	\$0	\$0	\$0	(\$0)	\$0	(\$0)	\$0	\$0	(\$0)



FIRE BUDGET





**OCEANO COMMUNITY SERVICES DISTRICT
FUND LEVEL ANALYSIS
FIRE DEPARTMENT - GENERAL FUND - 01**

ACCOUNT NO.	GENERAL FUND (GF) FIRE DEPARTMENT - 01	ACTUAL FY 2014/2015	ACTUAL FY 2015/2016	ACTUAL FY 2016/2017	ACTUAL FY 2017/2018	ACTUAL FY 2018/2019	ACTUAL FY 2019/20	ACTUAL FY 2020/21	ESTIMATED FY 2021/22	CURRENT BUDGET FY 2021/22	PROPOSED BUDGET FY 2022/23
SOURCES OF FUNDS											
	Revenues	\$0	\$0	\$0	\$0	\$0	\$0	\$0	\$0	\$0	\$0
	Other Sources of Funds	\$0	\$0	\$0	\$0	\$0	\$0	\$0	\$0	\$0	\$0
	Total Sources of Funds	\$0	\$0	\$0	\$0	\$0	\$0	\$0	\$0	\$0	\$0
USES OF FUNDS											
	Salaries & Wages	\$1,510	\$345	\$640	\$92	\$20	\$0	\$0	\$242	\$1,510	\$1,900
	Benefits	\$4,520	\$4,475	\$4,941	\$5,723	\$7,641	\$7,803	\$13,687	\$950	\$1,080	\$1,110
	Personnel Services	\$6,030	\$4,820	\$5,581	\$5,816	\$7,662	\$7,803	\$13,687	\$1,192	\$2,590	\$3,010
	Services & Supplies	\$755,769	\$796,863	\$814,504	\$923,717	\$1,010,777	\$1,158,278	\$1,141,502	\$1,149,075	\$1,153,163	\$1,153,248
	Capital Overlay	\$0	\$0	\$0	\$0	\$0	\$0	\$0	\$0	\$0	\$0
	Administrative Cost Allocation	\$24,727	\$25,486	\$31,740	\$34,690	\$33,654	\$35,954	\$27,172	\$23,053	\$26,519	\$27,719
	Total Expenditures	\$786,526	\$827,169	\$851,824	\$964,222	\$1,052,092	\$1,202,035	\$1,182,360	\$1,173,320	\$1,182,272	\$1,183,977
	OPERATING SURPLUS/(DEFICIT)	(\$786,526)	(\$827,169)	(\$851,824)	(\$964,222)	(\$1,052,092)	(\$1,202,035)	(\$1,182,360)	(\$1,173,320)	(\$1,182,272)	(\$1,183,977)



**OCEANO COMMUNITY SERVICES DISTRICT
FUND LEVEL ANALYSIS
FIRE DEPARTMENT - GENERAL FUND - 01**

ACCOUNT NO.	GENERAL FUND (GF) FIRE DEPARTMENT - 01	ACTUAL FY 2014/2015	ACTUAL FY 2015/2016	ACTUAL FY 2016/2017	ACTUAL FY 2017/2018	ACTUAL FY 2018/2019	ACTUAL FY 2019/20	ACTUAL FY 2020/21	ESTIMATED FY 2021/22	CURRENT BUDGET FY 2021/22	PROPOSED BUDGET FY 2022/23
SOURCES OF FUNDS											
	REVENUES										
		0	0	0	0	0	0	0	0	0	0
	Total Revenues	\$0	\$0	\$0	\$0	\$0	\$0	\$0	\$0	\$0	\$0
	OTHER SOURCES OF FUNDS										
		0	0	0	0	0	0	0	0	0	0
	Total Other Sources of Funds	\$0	\$0	\$0	\$0	\$0	\$0	\$0	\$0	\$0	\$0
	Total Sources of Funds	\$0	\$0	\$0	\$0	\$0	\$0	\$0	\$0	\$0	\$0
USES OF FUNDS											
	SALARIES & WAGES										
01-5-4200-010	Salary & Wages	1,356	345	255	92	0	0	0	242	1,510	1,900
01-5-4200-020	Overtime	153	0	385	0	20	0	0	0	0	0
	Total Salaries & Wages	\$1,510	\$345	\$640	\$92	\$20	\$0	\$0	\$242	\$1,510	\$1,900
	BENEFITS										
01-5-4200-061	PERS Contribution	4,267	40	50	2	0	0	0	0	0	0
01-5-4200-062	PERS UAL Payment	0	4,369	4,851	5,700	7,046	7,079	12,879	0	0	0
01-5-4200-062	Medicare	24	5	10	2	0	0	0	0	0	0
01-5-4200-075	FICA	0	0	4	0	0	0	0	0	0	0
01-5-4200-090	Insurance	230	61	26	19	1	0	0	0	0	0
	Operating Crew Benefits Allocation	0	0	0	0	594	724	808	950	1,080	1,110
	Total Benefits	\$4,520	\$4,475	\$4,941	\$5,723	\$7,641	\$7,803	\$13,687	\$950	\$1,080	\$1,110
	Total Personnel Services	\$6,030	\$4,820	\$5,581	\$5,816	\$7,662	\$7,803	\$13,687	\$1,192	\$2,590	\$3,010
	SERVICES & SUPPLIES										
01-5-4200-077	JPA - Quarterly Payments	723,710	754,337	779,965	808,530	987,362	1,138,148	1,138,148	1,138,148	1,138,148	1,138,148
01-5-4200-100	Clothing	0	0	42	0	0	0	0	0	0	0
01-5-4200-110	Communication	18,828	31,055	28,868	28,929	92	578	664	837	0	0
	Community Outreach	0	0	0	0	0	0	0	0	2,000	2,000
01-5-4200-150	Insurance	446	446	0	0	0	0	0	0	0	0
01-5-4200-170	Maintenance - Equipment	25	89	50	62	0	0	0	0	0	0
01-5-4200-173	Maintenance - Structure/ Improvements	1,826	1,115	1,364	1,262	1,378	0	0	0	0	0
01-5-4200-175	Operating Supplies	0	0	70	0	32	0	0	0	0	0
01-5-4200-200	Office Expense	28	96	48	0	34	323	0	0	0	0
01-5-4200-210	Postage	26	0	0	0	0	708	0	0	0	0
01-5-4200-220	Professional Services	0	0	0	16,165	17,150	14,750	0	7,500	7,500	7,500
01-5-4200-241	Rents & Leases - Equipment	5,772	5,772	0	0	0	0	0	0	0	0
01-5-4200-247	LAFCO Annual Charge	569	0	0	0	0	0	0	0	0	0
01-5-4200-290	Utilities	4,299	3,952	3,598	3,193	4,353	3,771	2,207	2,000	5,000	5,000
01-5-4200-291	Sandbags	0	0	498	386	375	0	483	590	515	600
01-5-4200-320	Fixed Assets - Equipment	0	0	0	65,189	0	0	0	0	0	0
01-5-4200-320	Hydrant R&M	240	0	0	0	0	0	0	0	0	0
	Total Services & Supplies	\$755,769	\$796,863	\$814,504	\$923,717	\$1,010,777	\$1,158,278	\$1,141,502	\$1,149,075	\$1,153,163	\$1,153,248



**OCEANO COMMUNITY SERVICES DISTRICT
FUND LEVEL ANALYSIS
FIRE DEPARTMENT - GENERAL FUND - 01**

ACCOUNT NO.	GENERAL FUND (GF) FIRE DEPARTMENT - 01	ACTUAL FY 2014/2015	ACTUAL FY 2015/2016	ACTUAL FY 2016/2017	ACTUAL FY 2017/2018	ACTUAL FY 2018/2019	ACTUAL FY 2019/20	ACTUAL FY 2020/21	ESTIMATED FY 2021/22	CURRENT BUDGET FY 2021/22	PROPOSED BUDGET FY 2022/23
CAPITAL OVERLAY		0	0	0	0	0	0	0	0	0	0
Total Capital Overlay		\$0	\$0	\$0	\$0	\$0	\$0	\$0	\$0	\$0	\$0
ADMINISTRATIVE COST ALLOCATION											
01-5-4200-376	Allocated Overhead - Admin	24,727	25,486	31,740	34,690	33,654	35,954	27,172	23,053	26,519	27,719
Total Administrative Cost Allocation		\$24,727	\$25,486	\$31,740	\$34,690	\$33,654	\$35,954	\$27,172	\$23,053	\$26,519	\$27,719
Total Expenditures		\$786,526	\$827,169	\$851,824	\$964,222	\$1,052,092	\$1,202,035	\$1,182,360	\$1,173,320	\$1,182,272	\$1,183,977
OPERATING SURPLUS/(DEFICIT)		(\$786,526)	(\$827,169)	(\$851,824)	(\$964,222)	(\$1,052,092)	(\$1,202,035)	(\$1,182,360)	(\$1,173,320)	(\$1,182,272)	(\$1,183,977)
TRANSFERS & ENCUMBRANCES											
	Transfers In - Property Taxes & Fac Fund	786,526	827,169	851,824	964,222	1,052,092	1,202,035	1,182,360	1,183,710	1,192,662	1,195,990
	(Transfers Out) - Water & Wastewater								(10,390)	(10,390)	(12,013)
	Encumbrances - Sources of Funding										
	Encumbrances - (Designated Funds)										
NET TRANSFERS & ENCUMBRANCES		\$786,526	\$827,169	\$851,824	\$964,222	\$1,052,092	\$1,202,035	\$1,182,360	\$1,173,320	\$1,182,272	\$1,183,977



LIGHTING BUDGET





**OCEANO COMMUNITY SERVICES DISTRICT
FUND LEVEL ANALYSIS
LIGHTING - GENERAL FUND - 01**

ACCOUNT NO.	GENERAL FUND (GF) LIGHTING - 01	ACTUAL FY 2014/2015	ACTUAL FY 2015/2016	ACTUAL FY 2016/2017	ACTUAL FY 2017/2018	ACTUAL FY 2018/2019	ACTUAL FY 2019/20	ACTUAL FY 2020/21	ESTIMATED FY 2021/22	CURRENT BUDGET FY 2021/22	PROPOSED FY 2022/23
SOURCES OF FUNDS											
	Revenues	\$0	\$0	\$0	\$0	\$0	\$0	\$0	\$0	\$0	\$0
	Other Sources of Funds	\$0	\$0	\$0	\$0	\$0	\$0	\$0	\$0	\$0	\$0
	Total Sources of Funds	\$0	\$0	\$0	\$0	\$0	\$0	\$0	\$0	\$0	\$0
USES OF FUNDS											
	Salaries & Wages	\$393	\$221	\$327	\$0	\$0	\$0	\$1,287	\$73	\$1,510	\$1,900
	Benefits	\$124	\$29	\$35	\$0	\$594	\$724	\$808	\$950	\$1,080	\$1,110
	Personnel Services	\$517	\$250	\$362	\$0	\$594	\$724	\$2,095	\$1,023	\$2,590	\$3,010
	Services & Supplies	\$37,742	\$35,468	\$37,607	\$30,898	\$37,904	\$30,752	\$33,339	\$26,334	\$31,595	\$33,595
	Capital Outlay	\$0	\$0	\$0	\$0	\$0	\$0	\$0	\$0	\$0	\$0
	Administrative Cost	\$6,182	\$6,372	\$7,935	\$8,672	\$8,413	\$8,988	\$9,057	\$7,684	\$8,840	\$9,240
	Total Expenditures	\$44,441	\$42,090	\$45,904	\$39,570	\$46,912	\$40,464	\$44,492	\$35,041	\$43,025	\$45,845
	OPERATING SURPLUS/(DEFICIT)	(\$44,441)	(\$42,090)	(\$45,904)	(\$39,570)	(\$46,912)	(\$40,464)	(\$44,492)	(\$35,041)	(\$43,025)	(\$45,845)



**OCEANO COMMUNITY SERVICES DISTRICT
FUND LEVEL ANALYSIS
LIGHTING - GENERAL FUND - FUND 01**

ACCOUNT NO.	GENERAL FUND (GF) LIGHTING - 01	ACTUAL FY 2014/2015	ACTUAL FY 2015/2016	ACTUAL FY 2016/2017	ACTUAL FY 2017/2018	ACTUAL FY 2018/2019	ACTUAL FY 2019/20	ACTUAL FY 2020/21	ESTIMATED FY 2021/22	CURRENT BUDGET FY 2021/22	PROPOSED FY 2022/23
SOURCES OF FUNDS											
REVENUES		0	0	0	0	0	0	0	0	0	0
Total Revenues		\$0	\$0	\$0	\$0	\$0	\$0	\$0	\$0	\$0	\$0
OTHER SOURCES OF FUNDS		0	0	0	0	0	0	0	0	0	0
Total Other Sources of Funds		\$0	\$0	\$0	\$0	\$0	\$0	\$0	\$0	\$0	\$0
Total Sources of Funds		\$0	\$0	\$0	\$0	\$0	\$0	\$0	\$0	\$0	\$0
USES OF FUNDS											
SALARIES & WAGES											
01-5-4195-010	Salaries & Wages	393	160	297	0	0	0	1,287	73	1,510	1,900
01-5-4195-020	Overtime Wages	0	61	30	0	0	0	0	0	0	0
Total Salaries & Wages		\$393	\$221	\$327	\$0	\$0	\$0	\$1,287	\$73	\$1,510	\$1,900
BENEFITS											
01-5-4195-071	Medicare	6	3	5	0	0	0	0	0	0	0
01-5-4195-061	PERs Contributions	43	13	0	0	0	0	0	0	0	0
01-5-4195-090	Insurance	75	13	30	0	0	0	0	0	0	0
	Operating Crew Benefits Allocation	0	0	0	0	594	724	808	950	1,080	1,110
Total Benefits		\$124	\$29	\$35	\$0	\$594	\$724	\$808	\$950	\$1,080	\$1,110
Total Personnel Services		\$517	\$250	\$362	\$0	\$594	\$724	\$2,095	\$1,023	\$2,590	\$3,010
SERVICES & SUPPLIES											
01-5-4195-175	Operating Supplies	0	0	1,406	0	0	559	47	0	1,595	1,595
01-5-4195-150	Insurance	111	112	0	0	0	0	0	0	0	0
01-5-4195-295	Street Lighting	37,630	35,357	36,202	30,898	37,904	30,193	33,292	26,334	30,000	32,000
Total Services & Supplies		\$37,742	\$35,468	\$37,607	\$30,898	\$37,904	\$30,752	\$33,339	\$26,334	\$31,595	\$33,595
CAPITAL OUTLAY											
Total Capital Outlay		\$0	\$0	\$0	\$0	\$0	\$0	\$0	\$0	\$0	\$0
ADMINISTRATIVE COST ALLOCATION											
01-5-4195-376	Administrative Cost Allocation	6,182	6,372	7,935	8,672	8,413	8,988	9,057	7,684	8,840	9,240
Total Administrative Cost Allocation		\$6,182	\$6,372	\$7,935	\$8,672	\$8,413	\$8,988	\$9,057	\$7,684	\$8,840	\$9,240
Total Expenditures		\$44,441	\$42,090	\$45,904	\$39,570	\$46,912	\$40,464	\$44,492	\$35,041	\$43,025	\$45,845
OPERATING SURPLUS/(DEFICIT)		(\$44,441)	(\$42,090)	(\$45,904)	(\$39,570)	(\$46,912)	(\$40,464)	(\$44,492)	(\$35,041)	(\$43,025)	(\$45,845)
TRANSFERS & ENCUMBRANCES											
Transfers In - Property Taxes		44,441	42,090	45,904	39,570	46,912	40,464	44,492	35,656	43,638	46,555
(Transfers Out) - Water & Wastewater								0	(614)	(614)	(711)
Encumbrances - Sources of Funding								0	0	0	0
Encumbrances - (Designated)								0	0	0	0
NET TRANSFERS & ENCUMBRANCES		\$44,441	\$42,090	\$45,904	\$39,570	\$46,912	\$40,464	\$44,492	\$35,042	\$43,024	\$45,844



FACILITIES FUND





**OCEANO COMMUNITY SERVICES DISTRICT
FUND LEVEL ANALYSIS
FACILITIES - FUND 10**

ACCOUNT NO.	GENERAL FUND (GF) FACILITIES - 10	ACTUAL FY 2014/2015	ACTUAL FY 2015/2016	ACTUAL FY 2016/2017	ACTUAL FY 2017/2018	ACTUAL FY 2018/2019	ACTUAL FY 2019/20	ACTUAL FY 2020/21	ESTIMATED FY 2021/22	CURRENT BUDGET FY 2021/22	PROPOSED BUDGET FY 2022/2023
SOURCES OF FUNDS											
	Revenues	\$26,426	\$148,482	\$168,743	\$169,127	\$162,852	\$152,627	\$163,053	\$157,272	\$157,140	\$165,375
	Other Sources of Funds	\$0	\$0	\$0	\$0	\$38,358	\$0	\$0	\$0	\$0	\$0
	Total Sources of Funds	\$26,426	\$148,482	\$168,743	\$169,127	\$201,210	\$152,627	\$163,053	\$157,272	\$157,140	\$165,375
USES OF FUNDS											
	Salaries & Wages	\$61	\$709	\$122	\$1,041	\$2,670	\$3,039	\$344	\$1,106	\$3,020	\$3,700
	Benefits	\$21	\$95	\$29	\$285	\$1,189	\$1,448	\$1,615	\$1,901	\$2,159	\$2,220
	Personnel Services	\$82	\$804	\$151	\$1,326	\$3,859	\$4,487	\$1,960	\$3,007	\$5,179	\$5,920
	Services & Supplies	\$2,344	\$9,886	\$14,661	\$46,211	\$11,122	\$128,488	\$14,276	\$3,743	\$14,545	\$15,245
	Capital Outlay	\$0	\$22,572	\$45,144	\$36,189	\$36,470	\$12,800	\$0	\$0	\$0	\$0
	Administrative Cost	\$24,727	\$25,486	\$31,740	\$34,690	\$33,654	\$35,954	\$18,115	\$15,369	\$17,680	\$18,479
	Total Expenditures	\$27,153	\$58,748	\$91,696	\$118,415	\$85,106	\$181,729	\$34,350	\$22,119	\$37,404	\$39,644
	OPERATING SURPLUS/(DEFICIT)	(\$727)	\$89,734	\$77,047	\$50,712	\$116,105	(\$29,102)	\$128,703	\$135,153	\$119,736	\$125,731



**OCEANO COMMUNITY SERVICES DISTRICT
FUND LEVEL ANALYSIS
FACILITIES - FUND 10**

ACCOUNT NO.	GENERAL FUND (GF) FACILITIES - 10	ACTUAL FY 2014/2015	ACTUAL FY 2015/2016	ACTUAL FY 2016/2017	ACTUAL FY 2017/2018	ACTUAL FY 2018/2019	ACTUAL FY 2019/20	ACTUAL FY 2020/21	ESTIMATED FY 2021/22	CURRENT BUDGET FY 2021/22	PROPOSED FY 2022/23
SOURCES OF FUNDS											
REVENUES											
10-4-3257-000	Utility Reimbursement	626	878	1,704	1,202	2,209	1,947	1,579	1,332	1,200	1,200
10-4-3258-000	Old Fire Station Rent	10,800	12,075	11,700	10,725	10,725	10,725	11,775	12,000	12,000	12,000
10-4-3259-000	Fire Rent	15,000	15,000	15,000	15,000	15,000	15,000	15,000	15,000	15,000	15,000
10-4-3260-000	Lease - Sheriff Facility	0	113,940	113,940	113,940	113,940	113,940	113,940	113,940	113,940	122,175
	Public Facilities Fees	0	6,258	25,358	27,280	20,060	10,158	20,528	15,000	15,000	15,000
10-4-3300-003	Interest Income	0	331	1,041	980	919	857	231	0	0	0
	Total Revenues	\$26,426	\$148,482	\$168,743	\$169,127	\$162,852	\$152,627	\$163,053	\$157,272	\$157,140	\$165,375
OTHER SOURCES OF FUNDS											
	Nuclear Power Preparedness - Emergency Generator	0	0	0	0	38,358	0	0	0	0	0
	Total Other Sources of Funds	\$0	\$0	\$0	\$0	\$38,358	\$0	\$0	\$0	\$0	\$0
	Total Sources of Funds	\$26,426	\$148,482	\$168,743	\$169,127	\$201,210	\$152,627	\$163,053	\$157,272	\$157,140	\$165,375
USES OF FUNDS											
SALARIES & WAGES											
10-5-4300-010	Salary & Wages	61	709	122	807	1,834	2,925	344	1,106	3,020	3,700
10-5-4300-010	Overtime	0	0	0	234	837	114	0	0	0	0
	Total Salaries & Wages	\$61	\$709	\$122	\$1,041	\$2,670	\$3,039	\$344	\$1,106	\$3,020	\$3,700
BENEFITS											
10-5-4300-060	PERS - Retirement	6	84	15	129	0	0	0	0	0	0
10-5-4300-071	Medicare	1	8	2	17	0	0	0	0	0	0
10-5-4300-072	FICA	0	3	0	0	0	0	0	0	0	0
10-5-4300-080	Boot Allowance	1	0	0	0	0	0	0	0	0	0
10-5-4300-090	Medical Insurance	13	0	12	139	0	0	0	0	0	0
	Operating Crew Overhead		0	0	0	1,189	1,448	1,615	1,901	2,159	2,220
	Total Benefits	\$21	\$95	\$29	\$285	\$1,189	\$1,448	\$1,615	\$1,901	\$2,159	\$2,220
	Total Personnel Services	\$82	\$804	\$151	\$1,326	\$3,859	\$4,487	\$1,960	\$3,007	\$5,179	\$5,920
SERVICES & SUPPLIES											
10-5-4300-110	Communication	21	44	25	25	33	27	28	25	0	0
10-5-4300-100	Clothing	45	27	0	0	0	0	0	0	0	0
10-5-4300-150	Insurance	464	446	0	0	0	0	0	0	0	0
10-5-4300-163	Maint: Structure/ Improvements	0	3,711	11,633	4,494	3,148	2,599	9,389	220	10,000	10,000
10-5-4300-171	Maint. Vehicles	5	7	7	0	0	0	0	0	0	0
10-5-4300-172	Gas and Oil	79	50	0	0	0	0	0	0	0	0
10-5-4300-173	So: Maint. Structures/ Improvements	769	3,251	1,364	18,590	2,465	4,659	4,860	3,498	3,000	3,700
10-5-4300-192	Over/Short	0	0	(194)	195	0	0	0	0	0	0
10-5-4300-219	Special Admin Expense	7	0	0	0	0	0	0	0	0	0
10-5-4300-220	Professional Services	0	0	0	550	1,505	775	0	0	1,545	1,545
10-5-4300-247	LAFCO Annual Charge	569	0	0	0	0	0	0	0	0	0
10-5-4300-248	Permits, Fees, Lincenses	0	0	0	0	819	0	0	0	0	0
10-5-4300-290	Utilities	0	0	0	118	0	0	0	0	0	0
10-5-4300-366	Emergency Generator Project	0	0	1,826	22,239	3,152	120,428	0	0	0	0
10-5-4300-385	Depreciation Expense	386	2,350	0	0	0	0	0	0	0	0
10-5-4300-387	Interest Expense Interfund	0	0	0	0	0	0	0	0	0	0
	Total Services & Supplies	\$2,344	\$9,886	\$14,661	\$46,211	\$11,122	\$128,488	\$14,276	\$3,743	\$14,545	\$15,245



**OCEANO COMMUNITY SERVICES DISTRICT
FUND LEVEL ANALYSIS
FACILITIES - FUND 10**

ACCOUNT NO.	GENERAL FUND (GF) FACILITIES - 10	ACTUAL FY 2014/2015	ACTUAL FY 2015/2016	ACTUAL FY 2016/2017	ACTUAL FY 2017/2018	ACTUAL FY 2018/2019	ACTUAL FY 2019/20	ACTUAL FY 2020/21	ESTIMATED FY 2021/22	CURRENT BUDGET FY 2021/22	PROPOSED FY 2022/23
CAPITAL OUTLAY											
10-5-4300-320	Fixed Assets	0	22,572	45,144	36,189	36,470	12,800	0	0	0	0
Total Capital Outlay		\$0	\$22,572	\$45,144	\$36,189	\$36,470	\$12,800	\$0	\$0	\$0	\$0
ADMINISTRATIVE COST ALLOCATION											
10-5-4300-376	Admin Allocation	24,727	25,486	31,740	34,690	33,654	35,954	18,115	15,369	17,680	18,479
Total Administrative Cost Allocation		\$24,727	\$25,486	\$31,740	\$34,690	\$33,654	\$35,954	\$18,115	\$15,369	\$17,680	\$18,479
Total Expenditures		\$27,153	\$58,748	\$91,696	\$118,415	\$85,106	\$181,729	\$34,350	\$22,119	\$37,404	\$39,644
OPERATING SURPLUS/(DEFICIT)		(\$727)	\$89,734	\$77,047	\$50,712	\$116,105	(\$29,102)	\$128,703	\$135,153	\$119,736	\$125,731
TRANSFERS & ENCUMBRANCES											
	Transfers In - From Water Fund	0	0	31,500	31,500	31,500	31,500	31,500	31,500	31,500	31,500
	(Transfers Out) - To General, Water & Wastewater	0	0	(113,940)	(113,940)	(113,940)	(113,940)	(160,203)	(166,653)	(136,237)	(157,231)
	Encumbrances - Sources of Funding	0	0	0	0	0	0	0	0	0	0
	Encumbrances - (Designated Funds)	0	0	0	0	0	0	0	0	0	0
NET TRANSFERS & ENCUMBRANCES		\$0	\$0	(\$82,440)	(\$82,440)	(\$82,440)	(\$82,440)	(\$128,703)	(\$135,153)	(\$104,737)	(\$125,731)
RESERVES											
	(Use of Reserves)	(727)	0	(5,393)	(31,728)	0	(111,542)				
	Additions to Reserves	0	89,734	0	0	33,665	0			14,999	
	Other Adjustments	0	0	0	0	0	0				
RESERVES - INCREASE / (DECREASE)		(\$727)	\$89,734	(\$5,393)	(\$31,728)	\$33,665	(\$111,542)	\$0	\$0	\$14,999	\$0
NET BUDGETARY SOURCES/USES		\$0	(\$0)	(\$0)	(\$0)	(\$0)	\$0	(\$0)	\$0	\$0	(\$0)



**OCEANO COMMUNITY SERVICES DISTRICT
FUND LEVEL ANALYSIS
ENTERPRISE FUNDS**

ACCOUNT NO.	ENTERPRISE FUNDS	ACTUAL FY 2014/2015	ACTUAL FY 2015/2016	ACTUAL FY 2016/2017	ACTUAL FY 2017/2018	ACTUAL FY 2018/2019	ACTUAL FY 2019/20	ACTUAL FY 2020/21	ESTIMATED FY 2021/22	CURRENT BUDGET FY 2021/22	PROPOSED FY 2022/23
SOURCES OF FUNDS											
	Water	\$1,934,305	\$2,160,801	\$2,293,711	\$2,298,272	\$2,369,721	\$2,628,292	\$2,913,584	\$5,618,082	\$5,767,639	\$3,099,268
	Wastewater	\$921,570	\$481,555	\$402,197	\$393,600	\$398,818	\$403,257	\$402,314	\$401,061	\$406,200	\$406,200
	Garbage	\$117,577	\$76,783	\$94,617	\$92,784	\$94,892	\$85,384	\$61,222	\$59,363	\$68,675	\$58,935
	Equipment	\$19,639	\$23,291	\$25,710	\$102,115	\$54,418	\$56,370	\$25,894	\$32,497	\$35,025	\$36,825
	Total Sources of Funds	\$2,993,092	\$2,742,430	\$2,816,237	\$2,886,771	\$2,917,849	\$3,173,303	\$3,403,014	\$6,111,003	\$6,277,539	\$3,601,228
USES OF FUNDS											
	Water	\$1,986,034	\$1,955,828	\$1,950,652	\$2,328,034	\$2,535,877	\$2,867,972	\$2,762,186	\$5,486,501	\$5,873,963	\$3,033,997
	Wastewater	\$787,662	\$418,912	\$414,861	\$515,141	\$564,942	\$490,149	\$390,368	\$404,631	\$498,447	\$546,391
	Garbage	\$51,813	\$44,675	\$84,031	\$75,838	\$95,573	\$107,025	\$73,209	\$83,342	\$113,430	\$116,939
	Equipment	\$436	\$19,045	\$20,583	\$104,922	\$21,423	\$18,018	\$8,228	\$28,472	\$31,000	\$32,800
	Total Expenditures	\$2,825,944	\$2,438,459	\$2,470,126	\$3,023,935	\$3,217,815	\$3,483,164	\$3,233,992	\$6,002,946	\$6,516,840	\$3,730,126
OPERATING SURPLUS/(DEFICIT)											
	Water	(\$51,728)	\$204,974	\$343,060	(\$29,762)	(\$166,155)	(\$239,680)	\$151,398	\$131,581	(\$106,324)	\$65,271
	Wastewater	\$133,908	\$62,643	(\$12,664)	(\$121,541)	(\$166,124)	(\$86,892)	\$11,945	(\$3,570)	(\$92,247)	(\$140,191)
	Garbage	\$65,764	\$32,109	\$10,587	\$16,946	(\$681)	(\$21,641)	(\$11,987)	(\$23,979)	(\$44,755)	(\$58,003)
	Equipment	\$19,204	\$4,246	\$5,128	(\$2,807)	\$32,995	\$38,352	\$17,666	\$4,025	\$4,025	\$4,025
	OPERATING SURPLUS/(DEFICIT)	\$167,148	\$303,971	\$346,110	(\$137,163)	(\$299,966)	(\$309,861)	\$169,023	\$108,057	(\$239,301)	(\$128,898)
Transfers & Encumbrances											
	Water	(2,267)	(13,434)	(\$51,976)	(\$91,641)	(\$71,375)	(\$72,595)	(\$53,727)	(\$101,328)	(\$102,766)	(\$48,620)
	Wastewater	-	(9,733)	\$104,179	\$71,507	\$94,480	\$93,870	\$103,664	\$105,939	\$104,936	\$86,343
	Garbage	-	-	\$6,857	\$458	\$4,917	\$4,795	\$6,609	(\$4,475)	(\$4,563)	\$3,393
	Equipment	-	-	\$0	\$25,000	\$0	\$0	\$0	\$0	\$0	\$0
	Transfers & Encumbrances	(2,267)	(23,167)	59,060	5,324	28,022	26,070	56,546	136	(2,393)	41,116



WATER FUND





**OCEANO COMMUNITY SERVICES DISTRICT
FUND LEVEL ANALYSIS
WATER FUND - 02**

ACCOUNT NO.	WATER FUND WATER DEPARTMENT - 02	ACTUAL FY 2014/2015	ACTUAL FY 2015/2016	ACTUAL FY 2016/2017	ACTUAL FY 2017/2018	ACTUAL FY 2018/2019	ACTUAL FY 2019/20	ACTUAL FY 2020/21	ESTIMATED FY 2021/22	CURRENT BUDGET FY 2021/22	PROPOSED FY 2022/23
SOURCES OF FUNDS											
	Revenues	\$1,900,123	\$2,138,202	\$2,293,711	\$2,298,272	\$2,265,404	\$2,496,145	\$2,744,996	\$2,892,849	\$3,042,406	\$3,099,268
	Other Sources of Funds	\$34,182	\$22,599	\$0	\$0	\$104,318	\$132,147	\$168,588	\$2,725,233	\$2,725,233	\$0
	Total Sources of Funds	\$1,934,305	\$2,160,801	\$2,293,711	\$2,298,272	\$2,369,721	\$2,628,292	\$2,913,584	\$5,618,082	\$5,767,639	\$3,099,268
USES OF FUNDS											
	Salaries & Wages	\$133,770	\$126,992	\$131,672	\$149,429	\$163,192	\$173,399	\$303,913	\$157,513	\$226,000	\$234,000
	Benefits	\$45,888	\$18,152	\$24,967	\$50,000	\$75,740	\$131,079	\$108,821	\$127,108	\$144,076	\$149,580
	Personnel Services	\$179,658	\$145,144	\$156,639	\$199,429	\$238,932	\$304,478	\$412,735	\$284,621	\$370,076	\$383,580
	Services & Supplies	\$1,527,264	\$1,497,657	\$1,425,685	\$1,515,358	\$1,650,517	\$1,772,606	\$1,630,366	\$1,814,681	\$1,971,756	\$1,892,075
	Capital Outlay	\$396	\$26,307	\$11,250	\$222,987	\$267,821	\$386,406	\$175,648	\$2,880,090	\$2,955,090	\$150,000
	Debt Service	\$0	\$0	\$0	\$0	\$0	\$0	\$0	\$46,051	\$46,656	\$53,961
	Administrative Cost	\$278,716	\$286,720	\$357,078	\$390,260	\$378,606	\$404,482	\$543,437	\$461,058	\$530,385	\$554,380
	Total Expenditures	\$1,986,034	\$1,955,828	\$1,950,652	\$2,328,034	\$2,535,877	\$2,867,972	\$2,762,186	\$5,486,501	\$5,873,963	\$3,033,997
	OPERATING SURPLUS/(DEFICIT)	(\$51,728)	\$204,974	\$343,060	(\$29,762)	(\$166,155)	(\$239,680)	\$151,398	\$131,581	(\$106,324)	\$65,271
	TRANSFERS & ENCUMBRANCES										
01 4625	Transfers In - From General Fund	0	0	0	0	0	0	0	9,792	9,792	11,325
	(Transfers Out)	(2,267)	(13,434)	(51,976)	(91,641)	(71,375)	(72,595)	(53,727)	(57,482)	(58,920)	(59,945)
	Encumbrances - Sources of Funding	0	0	0	0	0	0	0	8,873	8,873	0
	Encumbrances - (Designated Funds)	0	0	0	0	0	0	0	(62,511)	(62,511)	0
	NET TRANSFERS & ENCUMBRANCES	(\$2,267)	(\$13,434)	(\$51,976)	(\$91,641)	(\$71,375)	(\$72,595)	(\$53,727)	(\$101,328)	(\$102,766)	(\$48,620)
	RESERVES										
	Use of Reserves	(53,995)	0	0	(121,403)	(237,530)	(312,275)	0	0	(209,090)	0
	(Additions to Reserves)	0	191,539	291,084	0	0	0	97,671	30,253	0	16,651
	Other Adjustments	0	0	0	0	0	0	0	0	0	0
	RESERVES - INCREASE / (DECREASE)	(\$53,995)	\$191,539	\$291,084	(\$121,403)	(\$237,530)	(\$312,275)	\$97,671	\$30,253	(\$209,090)	\$16,651
	NET BUDGETARY SOURCES/USES	(\$0)	(\$0)	\$0	(\$0)	\$0	(\$0)	(\$0)	\$0	\$0	(\$0)



**OCEANO COMMUNITY SERVICES DISTRICT
FUND LEVEL ANALYSIS
WATER FUND - 02**

ACCOUNT NO.	WATER FUND WATER DEPARTMENT - 02	ACTUAL FY 2014/2015	ACTUAL FY 2015/2016	ACTUAL FY 2016/2017	ACTUAL FY 2017/2018	ACTUAL FY 2018/2019	ACTUAL FY 2019/20	ACTUAL FY 2020/21	ESTIMATED FY 2021/22	CURRENT BUDGET FY 2021/22	PROPOSED FY 2022/23
SOURCES OF FUNDS											
REVENUES											
02-4-3200-000	Water Sales	1,439,307	1,530,386	1,595,914	1,700,274	1,686,430	1,779,573	2,330,778	2,780,517	2,915,599	2,971,600
02-4-3203-000/001	Revenue Accrual	0	46,046	12,573	2,144	(4,652)	39,742	11,122	0	0	0
02-4-3204-000	Sales: Lopez	361,019	409,457	435,506	475,743	457,660	487,270	307,184	0	0	0
02-4-3205-000	Connection Fees	7,204	3,258	0	0	0	0	0	0	0	0
02-4-3206-000	Front Footage Fees	11,535	24,480	43,901	8,160	0	26,030	13,518	16,320	16,320	16,320
02-4-3207-000	Sales: U/B Courtesy Notice	4,620	4,487	4,279	4,240	4,322	4,345	4,235	3,857	4,500	4,500
02-4-3208-000	Delinquent U/B Acct Fees	29,235	27,335	29,010	25,470	28,481	23,305	210	12,471	27,000	27,000
02-4-3209-000	Capacity Charges	4,424	31,051	92,480	27,758	28,741	56,904	23,246	26,697	26,697	27,498
02-4-3210-000	Meter Fees	6,075	11,263	8,466	8,296	6,750	16,818	10,840	5,400	5,400	5,400
02-4-3211-000	Lopez Connection Fees	1,000	7,000	19,000	5,000	5,000	10,000	4,000	4,000	4,000	4,000
02-4-3212-000	New Account Setup Fee	4,530	2,910	2,640	2,421	2,700	3,180	4,530	4,771	3,240	3,240
02-4-3217-297	Wheeling/Fire Protection	24,203	21,056	19,281	24,390	22,622	21,383	22,952	21,573	25,000	25,000
02-4-3230-000	Sales: Miscellaneous	0	200	528	294	680	1,057	1,730	1,220	0	0
02-4-3230-350	Reimbursement - New Development	5,979	17,877	26,602	3,315	4,852	3,916	2,804	9,654	11,150	11,150
02-4-3255-000	Inspection Fees	150	225	175	150	150	275	200	200	200	200
02-4-3300-000	Interest Income	844	133	133	146	149	150	147	0	0	0
02-4-3300-002	Interest - Co Restricted /WCI	0	1,036	1,635	2,883	2,221	663	356	0	0	0
02-4-3900-000	Other Income	0	0	1,588	2,957	0	0	1,852	0	0	0
02-4-3224-000	Backflow Fees	0	0	0	0	0	0	1,903	2,265	3,300	3,300
02-4-3905-000	Claims & Settlements	0	0	0	4,632	19,298	21,534	3,389	3,904	0	0
Total Revenues		\$1,900,123	\$2,138,202	\$2,293,711	\$2,298,272	\$2,265,404	\$2,496,145	\$2,744,996	\$2,892,849	\$3,042,406	\$3,099,268
OTHER SOURCES OF FUNDS											
02-4-3230-630	Well #5 Rehabilitation	0	22,599	0	0	0	0	0	0	0	0
	WRRP Grant Phase #1	0	0	0	0	104,318	132,147	0	0	0	0
	WRRP Grant Phase #2	0	0	0	0	0	0	168,588	0	0	0
	Prop 1: Stormwater Recapture	0	0	0	0	0	0	0	2,450,733	2,450,733	0
	Prop 1: WRRP #1-1 & #1-9	0	0	0	0	0	0	0	274,500	274,500	0
	Rental Income (Sheriff Building Transfer 15/16)	34,182	0	0	0	0	0	0	0	0	0
Total Other Sources of Funds		\$34,182	\$22,599	\$0	\$0	\$104,318	\$132,147	\$168,588	\$2,725,233	\$2,725,233	\$0
Total Sources of Funds		\$1,934,305	\$2,160,801	\$2,293,711	\$2,298,272	\$2,369,721	\$2,628,292	\$2,913,584	\$5,618,082	\$5,767,639	\$3,099,268
USES OF FUNDS											
SALARIES & WAGES											
02-5-4400-010	Salaries and Wages	117,454	114,541	114,154	129,274	127,908	162,702	295,307	150,442	197,000	205,000
02-5-4400-012	Classic EE Contr by ER PERS	0	12,452	4,818	0	4,613	0	0	0	0	0
02-5-4400-020	Overtime	16,316	0	12,700	20,155	30,670	10,697	8,606	7,071	29,000	29,000
Total Salaries & Wages		\$133,770	\$126,992	\$131,672	\$149,429	\$163,192	\$173,399	\$303,913	\$157,513	\$226,000	\$234,000
BENEFITS											
02-5-4400-061	PERs Contribution	14,207	6,913	7,401	14,522	0	31,509	0	0	0	0
02-5-4400-062	Pers UAL Payment	0	0	335	15,455	0	0	0	0	0	0
02-5-4400-063	Pension Expense	0	0	0	0	0	0	0	0	0	0
02-5-4400-071	Medicare	1,830	1,694	1,672	2,060	0	0	21	0	0	0
02-5-4400-072	FICA	0	0	0	0	0	0	3	0	0	0
02-5-4400-075	Workers Compensation Insurance	9,037	5,649	4,064	0	4,000	6,873	5,411	5,458	5,900	7,500
02-5-4400-080	Boot Allowance	60	0	0	0	0	0	0	0	0	0
02-5-4400-090	Insurance	20,754	3,895	11,495	17,963	0	0	0	0	0	0
	Operating Crew Benefits Allocation	0	0	0	0	71,740	92,697	103,387	121,650	138,176	142,080
Total Benefits		\$45,888	\$18,152	\$24,967	\$50,000	\$75,740	\$131,079	\$108,821	\$127,108	\$144,076	\$149,580
Total Personnel Services		\$179,658	\$145,144	\$156,639	\$199,429	\$238,932	\$304,478	\$412,735	\$284,621	\$370,076	\$383,580



**OCEANO COMMUNITY SERVICES DISTRICT
FUND LEVEL ANALYSIS
WATER FUND - 02**

ACCOUNT NO.	WATER FUND WATER DEPARTMENT - 02	ACTUAL FY 2014/2015	ACTUAL FY 2015/2016	ACTUAL FY 2016/2017	ACTUAL FY 2017/2018	ACTUAL FY 2018/2019	ACTUAL FY 2019/20	ACTUAL FY 2020/21	ESTIMATED FY 2021/22	CURRENT BUDGET FY 2021/22	PROPOSED FY 2022/23
SERVICES & SUPPLIES											
02-5-4400-100	Clothing	1,982	2,423	190	0	0	0	0	0	0	0
02-5-4400-110	Communications	4,860	5,237	2,730	2,516	3,267	2,682	2,917	2,848	3,500	3,500
02-5-4400-150	Insurance	6,439	5,019	0	0	0	0	0	0	0	0
02-5-4400-163	Maint: Structures/ Improvments	2,627	375	8,127	640	10,643	6,052	3,005	1,893	8,900	8,900
02-5-4400-164	Paving	0	0	0	0	0	1,390	3,181	1,468	3,000	3,000
02-5-4400-170	Maintenance - Equipment	4,736	2,893	4,458	3,545	3,902	2,792	3,139	2,600	3,000	3,200
02-5-4400-171	Maintenance: Vehicles	2,250	0	687	56	0	80	0	0	0	0
02-5-4400-172	Gas and Oil	5,829	0	0	0	0	0	0	0	0	0
02-5-4400-173	Maint: Shared Structures/ Improvements	8,054	5,919	0	8,094	13,912	2,410	4,865	3,488	10,815	10,815
02-5-4400-175	System Parts/ Operating Supplies	15,393	32,611	16,833	8,861	13,971	5,263	13,982	10,486	17,510	17,510
02-5-4400-176	Water Meters	5,977	10,347	9,897	10,247	10,992	12,498	21,537	23,000	23,000	24,000
02-5-4400-177	Safety Expense	80	0	129	0	8	0	0	14	570	570
02-5-4400-178	Chemicals	0	0	594	627	3,600	676	0	4,800	3,800	5,000
02-5-4400-180	Membership	2,249	801	1,865	1,927	1,490	1,497	2,525	3,500	3,500	3,600
02-5-4400-190	Misc Expense	(3,652)	147	887	178	0	0	0	0	0	0
02-5-4400-191	Over and Short	0	0	(393)	(108)	0	0	0	0	0	0
02-5-4400-195	Customer Refund	0	0	280	0	0	0	0	0	0	0
02-5-4400-200	Office Expense	873	204	800	376	475	347	0	380	620	620
02-5-4400-205	Outside UB Mail Service	4,131	1,650	0	0	7,063	7,352	9,787	7,722	10,000	10,500
02-5-4400-210	Postage	15	4	84	0	0	29	35	0	0	0
02-5-4400-219	Special Admin Expense	(4,470)	0	0	0	0	0	0	0	0	0
02-5-4400-220	Professional Services	23,080	14,673	14,334	13,191	14,657	17,644	23,661	10,780	42,745	42,745
02-5-4400-221	Information Technology	150	0	0	0	0	507	192	0	575	575
02-5-4400-222	Contracted Engineering	2,280	18,530	6,503	686	1,965	1,928	3,620	1,120	5,665	5,665
02-5-4400-224	Annual Software Maint	8,278	13,020	5,804	0	0	0	0	0	0	0
02-5-4400-225	Administrative Services	225	0	0	0	0	0	0	0	0	0
02-5-4400-226	Engineering & Other Reimbursements	0	18,439	26,563	4,660	9,458	3,222	11,903	15,453	10,815	10,815
02-5-4400-230	Legal Notices	1,685	879	138	567	0	0	892	0	1,200	1,250
02-5-4400-231	Bad Debt Expense	3,767	1,014	1,078	0	1,092	4,697	0	0	545	575
02-5-4400-235	Books/ Journals/ Sub/ Software	3	78	0	0	0	195	0	0	0	0
02-5-4400-241	Rents/ Leases - Equipment	30	0	0	0	0	0	0	0	2,115	2,200
02-5-4400-247	LAFCO Charge	6,833	13,965	0	0	0	0	0	0	0	0
02-5-4400-248	Permits, Fees, Licenses	7,696	8,893	7,790	7,381	8,831	7,096	6,216	10,112	6,500	10,500
02-5-4400-250	Small Tools and Instruments	583	0	644	32	1,412	1,959	0	0	2,575	2,650
02-5-4400-285	Classes/ Seminars	2,253	633	1,212	2,118	150	2,367	449	2,900	2,900	3,000
02-5-4400-261	Water Supply - Lopez	461,167	433,135	457,285	441,331	472,914	462,693	499,934	521,317	507,141	531,120
02-5-4400-262	Water Supply - State Water	836,755	819,164	769,032	871,102	953,953	1,101,264	913,511	1,080,000	1,151,000	1,080,000
02-5-4400-290	Utilities	44,534	13,693	9,533	10,926	2,346	9,972	9,621	28,898	20,000	30,000
02-5-4400-297	Pass-Thru: Crest/Christie/AG	23,845	23,619	21,464	25,807	19,407	24,143	23,169	19,674	26,265	26,265
02-5-4400-320	Fixed Assets - Equipment	0	0	7,588	2,890	0	0	0	23,789	0	0
02-5-4400-362	Litigation: SMGB	8,943	10,620	7,918	34,018	56,291	27,552	10,092	0	50,000	0
02-5-4400-366	Storage Tank O&M	0	0	0	12,090	0	0	6,731	0	0	0
02-5-4400-380	NCMA Tec	28,751	42,239	41,834	31,149	32,684	41,969	53,636	34,196	46,000	46,000
02-5-4400-386	Interest Expense	4	0	0	0	0	0	0	0	0	0
02-5-4400-387	Interest Expense - Interfund	0	0	1,161	1,085	1,010	934	249	0	0	0
02-5-4400-393	Interest Expense - Water Bonds	4,125	3,160	2,340	750	0	0	0	0	0	0
02-5-4400-394	Software Lease Interest	404	0	0	0	0	0	0	0	0	0
02-5-4400-395	State Water Resources Control	4,500	0	0	0	0	0	0	0	0	0
02-5-4400-499	Claim & Settlements	0	(5,730)	(3,703)	18,614	5,025	21,396	1,516	4,243	7,500	7,500
Total Services & Supplies		\$1,527,264	\$1,497,657	\$1,425,685	\$1,515,358	\$1,650,517	\$1,772,606	\$1,630,366	\$1,814,681	\$1,971,756	\$1,892,075



**OCEANO COMMUNITY SERVICES DISTRICT
FUND LEVEL ANALYSIS
WATER FUND - 02**

ACCOUNT NO.	WATER FUND WATER DEPARTMENT - 02	ACTUAL FY 2014/2015	ACTUAL FY 2015/2016	ACTUAL FY 2016/2017	ACTUAL FY 2017/2018	ACTUAL FY 2018/2019	ACTUAL FY 2019/20	ACTUAL FY 2020/21	ESTIMATED FY 2021/22	CURRENT BUDGET FY 2021/22	PROPOSED FY 2022/23
CAPITAL OUTLAY											
02-5-4400-354	CIP - Overlay	0	18,157	0	0	0	0	0	0	0	0
02-5-4400-358	CIP - Lagoon Waterline	0	0	0	123,486	12,020	0	0	0	0	0
02-5-4400-440	CIP - Well #8	28	(28)	0	0	10,042	5,601	0	0	0	0
02-5-4400-441	CPI - Well #5	368	7,137	0	0	0	0	0	0	0	0
02-5-4400-441	CPI - Well #4	0	0	0	0	0	10,906	0	0	0	0
02-5-4400-442	CIP - Air Park Drive Relocation	0	1,041	11,250	43,101	20,575	3,125	0	0	0	0
02-5-4400-443	CIP - HWY One Relocation	0	0	0	5,714	119,024	19,407	0	0	0	0
02-5-4400-444	CIP - WRRP	0	0	0	43,630	104,318	132,174	175,648	0	0	0
02-5-4400-445	CIP - Facilities Yard	0	0	0	7,057	0	0	0	0	0	0
02-5-4400-446	CIP - Norswing	0	0	0	0	1,842	215,193	0	0	0	0
	CIP - Water Tank Renovation	0	0	0	0	0	0	0	0	0	0
	Annual CIP Projects	0	0	0	0	0	0	0	75,000	150,000	0
	Prop 1: Stormwater Recapture	0	0	0	0	0	0	0	2,580,090	2,580,090	0
	Prop 1: WRRP #1-1 & # 1-9	0	0	0	0	0	0	0	300,000	300,000	0
	Total Capital Outlay	\$396	\$26,307	\$11,250	\$222,987	\$267,821	\$386,406	\$175,648	\$2,880,090	\$2,955,090	\$150,000
DEBT SERVICE											
	CalPERS UAL Funding	0	0	0	0	0	0	0	46,051	46,656	53,961
	Total Debt Service	\$0	\$0	\$0	\$0	\$0	\$0	\$0	\$46,051	\$46,656	\$53,961
ADMINISTRATIVE COST ALLOCATION											
02-5-4400-376	Administrative Cost Allocation	278,716	286,720	357,078	390,260	378,606	404,482	543,437	461,058	530,385	554,380
	Total Administrative Cost Allocation	\$278,716	\$286,720	\$357,078	\$390,260	\$378,606	\$404,482	\$543,437	\$461,058	\$530,385	\$554,380
	Total Expenditures	\$1,986,034	\$1,955,828	\$1,950,652	\$2,328,034	\$2,535,877	\$2,867,972	\$2,762,186	\$5,486,501	\$5,873,963	\$3,033,997
OPERATING SURPLUS/(DEFICIT)		(\$51,728)	\$204,974	\$343,060	(\$29,762)	(\$166,155)	(\$239,680)	\$151,398	\$131,581	(\$106,324)	\$65,271
TRANSFERS & ENCUMBRANCES											
	Transfers In- From General & Garbage	0	0	0	0	0	0	0	9,792	9,792	11,325
	(Transfers Out) - To General, Garbage, Equipment	(2,267)	(13,434)	(51,976)	(91,641)	(71,375)	(72,595)	(53,727)	(57,482)	(58,920)	(59,945)
	Encumbrances - Sources of Funding								8,873	8,873	0
	Encumbrances - (Designated Funds)								(62,511)	(62,511)	0
	NET TRANSFERS & ENCUMBRANCES	(\$2,267)	(\$13,434)	(\$51,976)	(\$91,641)	(\$71,375)	(\$72,595)	(\$53,727)	(\$101,328)	(\$102,766)	(\$48,620)
RESERVES											
	(Use of Reserves)	(53,995)			(121,403)	(237,530)	(312,275)			(209,090)	
	Additions to Reserves		191,539	291,084				97,671	30,253		16,651
	Other Adjustments										
	RESERVES - INCREASE / (DECREASE)	(\$53,995)	\$191,539	\$291,084	(\$121,403)	(\$237,530)	(\$312,275)	\$97,671	\$30,253	(\$209,090)	\$16,651
NET BUDGETARY SOURCES/USES		\$0	\$0	(\$0)	\$0	(\$0)	\$0	\$0	\$0	\$0	\$0



Waste water FUND





**OCEANO COMMUNITY SERVICES DISTRICT
FUND LEVEL ANALYSIS
WASTEWATER DEPARTMENT - FUND - 03**

ACCOUNT NO.	WASTEWATER FUND WASTEWATER DEPARTMENT - 03	ACTUAL FY 2014/2015	ACTUAL FY 2015/2016	ACTUAL FY 2016/2017	ACTUAL FY 2017/2018	ACTUAL FY 2018/2019	ACTUAL FY 2019/20	ACTUAL FY 2020/21	ESTIMATED FY 2021/22	CURRENT BUDGET FY 2021/22	PROPOSED FY 2022/23
SOURCES OF FUNDS											
	Revenues	\$841,133	\$481,555	\$400,898	\$393,600	\$398,818	\$400,445	\$401,678	\$401,061	\$406,200	\$406,200
	Other Sources of Funds	\$80,437	\$0	\$1,299	\$0	\$0	\$2,812	\$636	\$0	\$0	\$0
	Total Sources of Funds	\$921,570	\$481,555	\$402,197	\$393,600	\$398,818	\$403,257	\$402,314	\$401,061	\$406,200	\$406,200
USES OF FUNDS											
	Salaries & Wages	\$35,592	\$41,678	\$59,445	\$45,086	\$52,247	\$51,063	\$52,397	\$77,177	\$87,700	\$91,500
	Benefits	\$13,140	(\$3,194)	\$12,070	\$24,468	\$32,444	\$60,792	\$41,784	\$48,579	\$55,016	\$57,480
	Personnel Services	\$48,732	\$38,483	\$71,514	\$69,554	\$84,691	\$111,855	\$94,181	\$125,756	\$142,716	\$148,980
	Services & Supplies	\$492,207	\$109,670	\$25,944	\$23,905	\$42,760	\$18,429	\$24,469	\$25,324	\$67,210	\$68,240
	Capital Outlay	\$0	\$15,896	\$0	\$74,785	\$100,952	\$325	\$0	\$0	\$0	\$25,000
	Debt Service	\$0	\$0	\$0	\$0	\$0	\$0	\$0	\$23,022	\$23,328	\$26,981
	Administrative Cost	\$246,723	\$254,862	\$317,402	\$346,898	\$336,539	\$359,540	\$271,718	\$230,529	\$265,193	\$277,190
	Total Expenditures	\$787,662	\$418,912	\$414,861	\$515,141	\$564,942	\$490,149	\$390,368	\$404,631	\$498,447	\$546,391
	OPERATING SURPLUS/(DEFICIT)	\$133,908	\$62,643	(\$12,664)	(\$121,541)	(\$166,124)	(\$86,892)	\$11,945	(\$3,570)	(\$92,247)	(\$140,191)
	TRANSFERS & ENCUMBRANCES										
01 4625	Transfers In - From General Fund	0	0	113,940	113,940	113,940	113,940	113,940	118,836	118,836	100,958
	(Transfers Out)	0	(9,733)	(9,761)	(42,433)	(19,460)	(20,070)	(10,276)	(12,897)	(13,900)	(14,615)
	Encumbrances - Sources of Funding	0	0	0	0	0	0	0	0	0	0
	Encumbrances - (Designated Funds)	0	0	0	0	0	0	0	0	0	0
	NET TRANSFERS & ENCUMBRANCES	\$0	(\$9,733)	\$104,179	\$71,507	\$94,480	\$93,870	\$103,664	\$105,939	\$104,936	\$86,343
	RESERVES										
	Use of Reserves	0	0	0	(50,034)	(71,644)	0	0	0	0	(53,848)
	(Additions to Reserves)	133,908	52,910	91,515	0	0	6,978	115,609	102,369	12,689	0
	Other Adjustments	0	0	0	0	0	0	0	0	0	0
	RESERVES - INCREASE / (DECREASE)	\$133,908	\$52,910	\$91,515	(\$50,034)	(\$71,644)	\$6,978	\$115,609	\$102,369	\$12,689	(\$53,848)
	NET BUDGETARY SOURCES/USES	(\$0)	(\$0)	(\$0)	\$0	(\$0)	\$0	\$0	\$0	\$0	(\$0)



**OCEANO COMMUNITY SERVICES DISTRICT
FUND LEVEL ANALYSIS
WASTEWATER DEPARTMENT - FUND 03**

ACCOUNT NO.	WASTEWATER FUND WASTEWATER DEPARTMENT - 03	ACTUAL FY 2014/2015	ACTUAL FY 2015/2016	ACTUAL FY 2016/2017	ACTUAL FY 2017/2018	ACTUAL FY 2018/2019	ACTUAL FY 2019/20	ACTUAL FY 2020/21	ESTIMATED FY 2021/22	CURRENT BUDGET FY 2021/22	PROPOSED FY 2022/23
SOURCES OF FUNDS											
REVENUES											
03-4-3210-000	Sales - Sewer	395,800	392,358	390,136	391,280	393,827	389,883	393,490	393,777	400,000	400,000
03-4-3203-000/001	Revenue Accrual	0	479	(78)	282	347	(33)	923	0	0	0
03-4-3211-000	Sewer Connections	525	4,000	8,985	2,500	2,525	5,000	2,000	2,000	2,000	2,000
03-4-3215-000	Sanitation District Collection	443,131	83,789	0	(1,487)	0	0	0	0	0	0
03-4-3230-000	Sales: Miscellaneous	0	0	0	0	314	0	0	624	0	0
03-4-3255-000	Inspection Fees	75	200	175	125	125	250	150	100	100	100
03-4-3256-000	FOG Program	1,602	728	1,680	900	1,680	5,345	5,115	4,560	4,100	4,100
Total Revenues		\$841,133	\$481,555	\$400,898	\$393,600	\$398,818	\$400,445	\$401,678	\$401,061	\$406,200	\$406,200
OTHER SOURCES OF FUNDS											
03-4-3900-000	Other Income	679	0	1,299	0	0	2,812	636	0	0	0
	Rental Income (Sheriff Building Transfer 15/16)	79,758	0	0	0	0	0	0	0	0	0
Total Other Sources of Funds		\$80,437	\$0	\$1,299	\$0	\$0	\$2,812	\$636	\$0	\$0	\$0
Total Sources of Funds		\$921,570	\$481,555	\$402,197	\$393,600	\$398,818	\$403,257	\$402,314	\$401,061	\$406,200	\$406,200
USES OF FUNDS											
SALARIES & WAGES											
03-5-4500-010	Salaries and Wages	29,527	37,047	51,355	39,094	40,564	47,819	50,429	75,094	75,500	79,000
03-5-4500-012	Classic EE Contr by ER PERS	0	0	2,518	0	2,411	0	0	0	0	0
03-5-4500-020	Overtime	6,065	4,631	5,571	5,992	9,272	3,244	1,968	2,083	12,200	12,500
Total Salaries & Wages		\$35,592	\$41,678	\$59,445	\$45,086	\$52,247	\$51,063	\$52,397	\$77,177	\$87,700	\$91,500
BENEFITS											
03-5-4500-061	CalPERS UAL	4,437	2,608	3,868	4,983	0	0	0	0	0	0
03-5-4500-063	Pension Expense (GASB 68)	0	(8,375)	243	11,810	4,038	22,199	0	0	0	0
03-5-4500-071	Medicare	557	623	876	708	0	0	13	0	0	0
03-5-4500-072	FICA							2	0	0	0
03-5-4500-075	Workers Compensation Insurance	951	1,278	1,911	0	2,286	3,832	2,999	2,960	3,200	4,200
03-5-4500-080	Boot Allowance	10	0	0	0	0	0	0	0	0	0
03-5-4500-090	Insurance	7,185	671	5,171	6,968	0	0	0	0	0	0
	Operating Crew Benefits Allocation	0	0	0	0	26,120	34,761	38,770	45,619	51,816	53,280
Total Benefits		\$13,140	(\$3,194)	\$12,070	\$24,468	\$32,444	\$60,792	\$41,784	\$48,579	\$55,016	\$57,480
Total Personnel Services		\$48,732	\$38,483	\$71,514	\$69,554	\$84,691	\$111,855	\$94,181	\$125,756	\$142,716	\$148,980



**OCEANO COMMUNITY SERVICES DISTRICT
FUND LEVEL ANALYSIS
WASTEWATER DEPARTMENT - FUND 03**

ACCOUNT NO.	WASTEWATER FUND WASTEWATER DEPARTMENT - 03	ACTUAL FY 2014/2015	ACTUAL FY 2015/2016	ACTUAL FY 2016/2017	ACTUAL FY 2017/2018	ACTUAL FY 2018/2019	ACTUAL FY 2019/20	ACTUAL FY 2020/21	ESTIMATED FY 2021/22	CURRENT BUDGET FY 2021/22	PROPOSED FY 2022/23
SERVICES & SUPPLIES											
03-5-4500-100	Clothing	269	426	145	0	0	0	0	0	0	0
03-5-4500-110	Communication	1,574	1,066	391	320	433	355	370	323	515	515
03-5-4500-150	Insurance	4,692	4,461	0	0	0	0	0	0	0	0
03-5-4500-163	Maint: Sewer Structures/ Improvements	2,118	4,281	685	6,807	12,164	1,536	7,096	1,628	10,000	10,000
03-5-4500-170	Maintenance: Equipment	268	1,002	3,942	205	1,310	133	824	1,875	3,300	3,400
03-5-4500-171	Maintenance: Vehicles	352	0	223	64	0	95	0	2,081	3,500	3,600
03-5-4500-172	Gas and Oil	947	0	0	0	0	0	0	0	3,500	3,500
03-5-4500-173	Maint: Structures/ Improvements	3,003	(1,992)	1,250	1,620	2,589	527	0	941	5,135	5,135
03-5-4500-175	System Parts/ Operating Supplies	5,656	2,340	7,426	1,728	1,379	1,388	2,664	3,812	8,240	8,240
03-5-4500-177	Safety Expense	63	1,405	704	283	8	0	0	588	2,850	2,850
03-5-4500-180	Memberships	76	81	456	469	0	331	919	977	1,000	1,050
03-5-4500-190	Misc Expense	289	0	2	269	0	0	0	0	0	0
03-5-4500-192	Over and Short	0	0	(239)	105	0	0	0	0	0	0
03-5-4500-200	Office Expense	51	0	601	0	31	79	24	176	515	515
03-5-4500-205	Outside UB Mailing Expense	4,131	444	10	0	7,079	7,352	7,328	5,076	9,000	9,300
03-5-4500-220	Professional Services	2,130	1,024	1,260	530	11,279	0	0	0	2,575	2,575
03-5-4500-222	Contracted Engineering	660	1,035	2,903	630	140	808	260	0	2,835	2,835
03-5-4500-224	Annual Software Maintenance	2,069	749	0	0	0	0	0	0	0	0
03-5-4500-226	Engineering & Other Reimbursables	0	620	1,150	(70)	560	0	245	0	0	0
03-5-4500-241	Rents & Leases/ Equipment	12,414	0	522	6,140	0	0	0	0	2,575	2,575
03-5-4500-247	LAFCO Annual Charges	5,409	0	0	0	0	0	0	0	0	0
03-5-4500-248	Regulatory Permits & Fees	2,088	6,101	2,406	2,588	2,836	3,249	3,530	4,179	4,020	4,500
03-5-4500-250	Small Tools & Instruments	25	0	650	32	50	162	0	0	0	0
03-5-4500-285	Classes/ Seminars/ Training Fees	315	300	269	570	0	181	0	2,800	2,800	2,800
03-5-4500-290	Utilities	1,726	1,052	957	805	2,108	1,010	1,207	868	2,600	2,600
03-5-4500-297	Pass-Thru: SSLOCS D Rev	441,386	83,817	0	0	0	0	0	0	0	0
03-5-4500-320	Fixed Assets - Equipment	0	1,299	0	0	0	0	0	0	0	0
03-5-4500-390	Bad Debt Expense	493	158	232	0	255	1,223	0	0	350	350
03-5-4500-499	Claims & Settlements	0	0	0	810	540	0	0	0	1,900	1,900
Total Services & Supplies		\$492,207	\$109,670	\$25,944	\$23,905	\$42,760	\$18,429	\$24,469	\$25,324	\$67,210	\$68,240
CAPITAL OUTLAY											
03-5-4500-354	CIP - Overlay	0	14,856	0	0	0	0	0	0	0	0
03-5-4500-442	CIP - Air Park Drive Relocation	0	1,041	0	3,077	30,862	0	0	0	0	0
03-5-4500-443	CIP - HWY One Relocation	0	0	0	64,651	64,152	325	0	0	0	0
03-5-4500-445	CIP - Facilities Yard	0	0	0	7,057	0	0	0	0	0	0
03-5-4500-446	CIP - Lift Station Motor	0	0	0	0	5,938	0	0	0	0	0
03-5-4500-446	CIP - Wastewater Collection System Study	0	0	0	0	0	0	0	0	0	25,000
Total Capital Outlay		\$0	\$15,896	\$0	\$74,785	\$100,952	\$325	\$0	\$0	\$0	\$25,000
DEBT SERVICE											
03-5-4500-446	CalPERS UAL Funding	0	0	0	0	0	0	0	23,022	23,328	26,981
Total Debt Service		\$0	\$0	\$0	\$0	\$0	\$0	\$0	\$23,022	\$23,328	\$26,981
ADMINISTRATIVE COST ALLOCATION											
03-5-4500-446	Administrative Cost Allocation	246,723	254,862	317,402	346,898	336,539	359,540	271,718	230,529	265,193	277,190
Total Administrative Cost Allocation		\$246,723	\$254,862	\$317,402	\$346,898	\$336,539	\$359,540	\$271,718	\$230,529	\$265,193	\$277,190
Total Expenditures		\$787,662	\$418,912	\$414,861	\$515,141	\$564,942	\$490,149	\$390,368	\$404,631	\$498,447	\$546,391



**OCEANO COMMUNITY SERVICES DISTRICT
FUND LEVEL ANALYSIS
WASTEWATER DEPARTMENT - FUND 03**

ACCOUNT NO.	WASTEWATER FUND WASTEWATER DEPARTMENT - 03	ACTUAL FY 2014/2015	ACTUAL FY 2015/2016	ACTUAL FY 2016/2017	ACTUAL FY 2017/2018	ACTUAL FY 2018/2019	ACTUAL FY 2019/20	ACTUAL FY 2020/21	ESTIMATED FY 2021/22	CURRENT BUDGET FY 2021/22	PROPOSED FY 2022/23
OPERATING SURPLUS/(DEFICIT)		\$133,908	\$62,643	(\$12,664)	(\$121,541)	(\$166,124)	(\$86,892)	\$11,945	(\$3,570)	(\$92,247)	(\$140,191)
TRANSFERS & ENCUMBRANCES											
	Transfers In - From General Fund & Garbage	0	0	113,940	113,940	113,940	113,940	113,940	118,836	118,836	100,958
	(Transfers Out) - Equipment Fund	0	(9,733)	(9,761)	(42,433)	(19,460)	(20,070)	(10,276)	(12,897)	(13,900)	(14,615)
	Encumbrances - Sources of Funding	0	0	0	0	0	0	0	0	0	0
	Encumbrances - (Designated Funds)	0	0	0	0	0	0	0	0	0	0
NET TRANSFERS & ENCUMBRANCES		\$0	(\$9,733)	\$104,179	\$71,507	\$94,480	\$93,870	\$103,664	\$105,939	\$104,936	\$86,343
RESERVES											
	(Use of Reserves)										
	Additions to Reserves	133,908	52,910	91,515	(50,034)	(71,644)	6,978	115,609	102,369	12,689	(53,848)
	Other Adjustments										
RESERVES - INCREASE / (DECREASE)		\$133,908	\$52,910	\$91,515	(\$50,034)	(\$71,644)	\$6,978	\$115,609	\$102,369	\$12,689	(\$53,848)
NET BUDGETARY SOURCES/USES		\$0	\$0	\$0	(\$0)	\$0	\$0	(\$0)	\$0	\$0	\$0



GARBAGE FUND





**OCEANO COMMUNITY SERVICES DISTRICT
FUND LEVEL ANALYSIS
GARBAGE FUND - 06**

ACCOUNT NO.	GARBAGE FUND GARBAGE DEPARTMENT - 06	ACTUAL	ACTUAL	ACTUAL	ACTUAL	ACTUAL	ACTUAL	ACTUAL	ESTIMATED	CURRENT BUDGET	PROPOSED
		FY 2014/2015	FY 2015/2016	FY 2016/2017	FY 2017/2018	FY 2018/2019	FY 2019/20	FY 2020/21	FY 2021/22	FY 2021/22	FY 2021/22
SOURCES OF FUNDS											
	Revenues	\$117,577	\$76,783	\$94,617	\$92,784	\$94,892	\$85,384	\$61,222	\$59,363	\$68,675	\$58,935
	Other Sources of Funds	\$0	\$0	\$0	\$0	\$0	\$0	\$0	\$0	\$0	\$0
	Total Sources of Funds	\$117,577	\$76,783	\$94,617	\$92,784	\$94,892	\$85,384	\$61,222	\$59,363	\$68,675	\$58,935
USES OF FUNDS											
	Salaries & Wages	\$4,679	\$3,609	\$16,238	\$6,899	\$10,758	\$13,968	\$6,434	\$16,963	\$31,000	\$32,000
	Benefits	\$1,557	(\$1,306)	\$1,513	\$3,600	\$13,005	\$18,648	\$16,906	\$19,794	\$22,440	\$23,200
	Personnel Services	\$6,236	\$2,303	\$17,751	\$10,499	\$23,763	\$32,616	\$23,341	\$36,757	\$53,440	\$55,200
	Services & Supplies	\$8,487	\$4,142	\$18,669	\$13,304	\$21,330	\$20,478	\$13,640	\$15,848	\$24,631	\$24,780
	Capital Outlay	\$0	\$0	\$0	\$0	\$0	\$0	\$0	\$0	\$0	\$0
	Administrative Cost	\$37,090	\$38,229	\$47,610	\$52,035	\$50,481	\$53,931	\$36,229	\$30,737	\$35,359	\$36,959
	Total Expenditures	\$51,813	\$44,675	\$84,031	\$75,838	\$95,573	\$107,025	\$73,209	\$83,342	\$113,430	\$116,939
	OPERATING SURPLUS/(DEFICIT)	\$65,764	\$32,109	\$10,587	\$16,946	(\$681)	(\$21,641)	(\$11,987)	(\$23,979)	(\$44,755)	(\$58,003)
	TRANSFERS & ENCUMBRANCES										
01 4625	Transfers In - From General Fund	0	0	7,500	7,500	7,500	7,500	7,500	7,500	7,500	7,500
	(Transfers Out)	0	0	(643)	(7,042)	(2,583)	(2,705)	(891)	(3,576)	(3,663)	(4,107)
	Encumbrances - Sources of Funding	0	0	0	0	0	0	0	10,000	10,000	0
	Encumbrances - (Designated Funds)	0	0	0	0	0	0	0	(18,399)	(18,400)	0
	NET TRANSFERS & ENCUMBRANCES	\$0	\$0	\$6,857	\$458	\$4,917	\$4,795	\$6,609	(\$4,475)	(\$4,563)	\$3,393
	RESERVES										
	Use of Reserves	0	0	0	0	0	(16,846)	(5,378)	(28,454)	(49,318)	(54,611)
	(Additions to Reserves)	65,764	32,109	17,444	17,404	4,236	0	0	0	0	0
	Other Adjustments	0	0	0	0	0	0	0	0	0	0
	RESERVES - INCREASE / (DECREASE)	\$65,764	\$32,109	\$17,444	\$17,404	\$4,236	(\$16,846)	(\$5,378)	(\$28,454)	(\$49,318)	(\$54,611)
	NET BUDGETARY SOURCES/USES	\$0	\$0	\$0	(\$0)	\$0	\$0	\$0	\$0	\$0	(\$0)



**OCEANO COMMUNITY SERVICES DISTRICT
FUND LEVEL ANALYSIS
GARBAGE FUND - 06**

ACCOUNT NO.	GARBAGE FUND GARBAGE DEPARTMENT - 06	ACTUAL FY 2014/2015	ACTUAL FY 2015/2016	ACTUAL FY 2016/2017	ACTUAL FY 2017/2018	ACTUAL FY 2018/2019	ACTUAL FY 2019/20	ACTUAL FY 2020/21	ESTIMATED FY 2021/22	CURRENT BUDGET FY 2021/22	PROPOSED FY 2022/23
SOURCES OF FUNDS											
REVENUES											
06-4-3230-000	Garbage: Misc Income	53	0	0	0	275	0	113	0	0	0
06-4-3300-003	Interest Income	26	11	121	106	91	76	18	0	0	0
06-4-3501-000	Franchise Fees	82,001	76,772	86,818	84,923	86,647	76,636	52,705	50,918	60,000	50,000
06-4-3501-741	Landfill Savings Payment	35,497	0	7,679	7,756	7,880	8,672	8,386	8,445	8,675	8,935
Total Revenues		\$117,577	\$76,783	\$94,617	\$92,784	\$94,892	\$85,384	\$61,222	\$59,363	\$68,675	\$58,935
OTHER SOURCES OF FUNDS											
	IWMA TAG Program - Grant Revenue	0	0	0	0	0	0	0	0	0	0
	IWMA TAG Program - OCSD Reserves	0	0	0	0	0	0	0	0	0	0
Total Other Sources of Funds		\$0	\$0	\$0	\$0	\$0	\$0	\$0	\$0	\$0	\$0
Total Sources of Funds		\$117,577	\$76,783	\$94,617	\$92,784	\$94,892	\$85,384	\$61,222	\$59,363	\$68,675	\$58,935
USES OF FUNDS											
SALARIES & WAGES											
06-5-4900-010	Salaries & Wages	4,618	3,349	14,851	6,762	10,420	13,954	6,434	16,963	31,000	32,000
06-5-4900-012	Classic EE Contr by ER PERS	0	0	139	0	133	0	0	0	0	0
06-5-4900-020	Overtime Wages	61	259	1,248	138	205	14	0	0	0	0
Total Salaries & Wages		\$4,679	\$3,609	\$16,238	\$6,899	\$10,758	\$13,968	\$6,434	\$16,963	\$31,000	\$32,000
BENEFITS											
06-5-4900-061	PERS Contributions	427	212	213	734	0	0	0	0	0	0
06-5-4900-063	Pension Expense	0	(1,618)	34	1,671	564	3,206	0	0	0	0
06-5-4900-071	Medicare	72	54	237	109	0	0	2	0	0	0
06-5-4900-072	FICA	0	0	799	0	0	0	0	0	0	0
06-5-4900-075	Compensation Insurance	0	0	167	0	686	958	749	786	850	1,000
06-5-4900-080	Boot Allowance	5	0	0	0	0	0	0	0	0	0
06-5-4900-090	Insurance	1,054	47	63	1,086	0	0	0	0	0	0
	Operating Crew Benefits Allocation	0	0	0	0	11,755	14,484	16,154	19,008	21,590	22,200
Total Benefits		\$1,557	(\$1,306)	\$1,513	\$3,600	\$13,005	\$18,648	\$16,906	\$19,794	\$22,440	\$23,200
Total Personnel Services		\$6,236	\$2,303	\$17,751	\$10,499	\$23,763	\$32,616	\$23,341	\$36,757	\$53,440	\$55,200



**OCEANO COMMUNITY SERVICES DISTRICT
FUND LEVEL ANALYSIS
GARBAGE FUND - 06**

ACCOUNT NO.	GARBAGE FUND GARBAGE DEPARTMENT - 06	ACTUAL FY 2014/2015	ACTUAL FY 2015/2016	ACTUAL FY 2016/2017	ACTUAL FY 2017/2018	ACTUAL FY 2018/2019	ACTUAL FY 2019/20	ACTUAL FY 2020/21	ESTIMATED FY 2021/22	CURRENT BUDGET FY 2021/22	PROPOSED FY 2022/23
SERVICES & SUPPLIES											
06-5-4900-100	Clothing	124	226	145	0	0	0	0	0	0	0
06-5-4900-110	Communication	267	263	216	148	650	389	620	749	930	1,000
06-5-4900-150	Insurance	776	669	0	0	0	0	0	0	0	0
06-5-4900-171	Maintenance - Vehicles	184	638	42	14	0	85	0	0	530	530
06-5-4900-172	Gas and Oil	476	0	0	0	0	0	0	0	0	0
06-5-4900-173	Maint - Shared Structures/ Improvements	2,069	40	41	110	154	397	119	87	490	550
06-5-4900-175	Operating Supplies	831	11	447	0	840	0	16	0	1,600	1,600
06-5-4900-192	Over and Short	0	0	(73)	(21)	0	0	0	0	0	0
06-5-4900-200	Office Expense	31	0	40	0	0	261	0	0	1,065	1,065
06-5-4900-210	Postage	335	363	1,074	33	462	0	0	239	530	530
06-5-4900-219	Special Admin Expense	(48)	0	600	450	0	0	0	0	0	0
06-5-4900-220	Professional Services	0	1,510	6,930	2,512	7,823	3,819	3,385	4,773	8,940	8,940
06-5-4900-230	Legal Notices	2,245	0	0	77	0	0	0	0	0	0
06-5-4900-247	LAFCO Annual Charge	854	0	0	0	0	0	0	0	0	0
06-5-4900-290	Utilities	342	422	9,208	0	1,408	5,547	0	0	546	565
06-5-4900-291	School Outreach Programs	0	0	0	9,980	9,980	9,980	9,500	10,000	10,000	10,000
Total Services & Supplies		\$8,487	\$4,142	\$18,669	\$13,304	\$21,330	\$20,478	\$13,640	\$15,848	\$24,631	\$24,780
CAPITAL OUTLAY											
06-5-4900-445	CIP - Facilities Yard	0	0	0	0	0	0	0	0	0	0
	CIP - IWMA TAG Program	0	0	0	0	0	0	0	0	0	0
Total Capital Outlay		\$0	\$0	\$0	\$0	\$0	\$0	\$0	\$0	\$0	\$0
ADMINISTRATIVE COST ALLOCATION											
06-5-4900-376	Administrative Cost Allocation	37,090	38,229	47,610	52,035	50,481	53,931	36,229	30,737	35,359	36,959
Total Administrative Cost Allocation		\$37,090	\$38,229	\$47,610	\$52,035	\$50,481	\$53,931	\$36,229	\$30,737	\$35,359	\$36,959
Total Expenditures		\$51,813	\$44,675	\$84,031	\$75,838	\$95,573	\$107,025	\$73,209	\$83,342	\$113,430	\$116,939
OPERATING SURPLUS/(DEFICIT)		\$65,764	\$32,109	\$10,587	\$16,946	(\$681)	(\$21,641)	(\$11,987)	(\$23,979)	(\$44,755)	(\$58,003)
TRANSFERS & ENCUMBRANCES											
	Transfers In - From Water Fund	0	0	7,500	7,500	7,500	7,500	7,500	7,500	7,500	7,500
	(Transfers Out) - Water, Wastewater, Equipment Fund			(643)	(7,042)	(2,583)	(2,705)	(891)	(3,576)	(3,663)	(4,107)
	Encumbrances - Sources of Funding							0	10,000	10,000	
	Encumbrances - (Designated Funds)							0	(18,399)	(18,400)	
NET TRANSFERS & ENCUMBRANCES		\$0	\$0	\$6,857	\$458	\$4,917	\$4,795	\$6,609	(\$4,475)	(\$4,563)	\$3,393
RESERVES											
	(Use of Reserves)						(16,846)	(5,378)	(28,454)	(49,318)	(54,611)
	Additions to Reserves	65,764	32,109	17,444	17,404	4,236					
	Other Adjustments										
RESERVES - INCREASE / (DECREASE)		\$65,764	\$32,109	\$17,444	\$17,404	\$4,236	(\$16,846)	(\$5,378)	(\$28,454)	(\$49,318)	(\$54,611)
NET BUDGETARY SOURCES/USES		(\$0)	(\$0)	(\$0)	\$0	(\$0)	\$0	(\$0)	\$0	\$0	\$0



EQUIPMENT FUND





**OCEANO COMMUNITY SERVICES DISTRICT
FUND LEVEL ANALYSIS
EQUIPMENT FUND - 12**

ACCOUNT NO.	0	ACTUAL FY 2014/2015	ACTUAL FY 2015/2016	ACTUAL FY 2016/2017	ACTUAL FY 2017/2018	ACTUAL FY 2018/2019	ACTUAL FY 2019/20	ACTUAL FY 2020/21	ESIMATED FY 2021/22	CURRENT BUDGET FY 2021/22	PROPOSED FY 2022/23
SOURCES OF FUNDS											
Revenues		\$19,639	\$23,291	\$25,710	\$102,115	\$54,418	\$56,370	\$25,894	\$32,497	\$35,025	\$36,825
Other Sources of Funds		\$0	\$0	\$0	\$0	\$0	\$0	\$0	\$0	\$0	\$0
Total Sources of Funds		\$19,639	\$23,291	\$25,710	\$102,115	\$54,418	\$56,370	\$25,894	\$32,497	\$35,025	\$36,825
USES OF FUNDS											
Salaries & Wages		\$0	\$0	\$0	\$0	\$0	\$0	\$0	\$0	\$0	\$0
Benefits		\$0	\$0	\$0	\$0	\$0	\$0	\$0	\$0	\$0	\$0
Personnel Services		\$0	\$0	\$0	\$0	\$0	\$0	\$0	\$0	\$0	\$0
Services & Supplies		\$0	\$7,801	\$10,290	\$8,150	\$11,854	\$17,894	\$8,228	\$13,472	\$16,000	\$17,800
Capital Outlay		\$0	\$0	\$0	\$86,833	\$0	\$0	\$0	\$0	\$0	\$0
Debt Service		\$436	\$11,244	\$10,293	\$9,939	\$9,569	\$124	\$0	\$15,000	\$15,000	\$15,000
Total Expenditures		\$436	\$19,045	\$20,583	\$104,922	\$21,423	\$18,018	\$8,228	\$28,472	\$31,000	\$32,800
OPERATING SURPLUS/(DEFICIT)		\$19,204	\$4,246	\$5,128	(\$2,807)	\$32,995	\$38,352	\$17,666	\$4,025	\$4,025	\$4,025
TRANSFERS & ENCUMBRANCES											
01 4625	Transfers In - From General Fund	0	0	0	25,000	0	0	0	0	0	0
	(Transfers Out)	0	0	0	0	0	0	0	0	0	0
	Encumbrances - Sources of Funding	0	0	0	0	0	0	0	0	0	0
	Encumbrances - (Designated Funds)	0	0	0	0	0	0	0	0	0	0
NET TRANSFERS & ENCUMBRANCES		\$0	\$0	\$0	\$25,000	\$0	\$0	\$0	\$0	\$0	\$0
RESERVES											
	Use of Reserves	0	0	0	0	0	0	0	0	0	0
	(Additions to Reserves)	(19,204)	(4,246)	(5,128)	(22,193)	(32,995)	(38,352)	(17,666)	(4,025)	(4,025)	(4,025)
	Other Adjustments	0	0	0	0	0	0	0	0	0	0
RESERVES - INCREASE / (DECREASE)		(\$19,204)	(\$4,246)	(\$5,128)	(\$22,193)	(\$32,995)	(\$38,352)	(\$17,666)	(\$4,025)	(\$4,025)	(\$4,025)
NET BUDGETARY SOURCES/USES		(\$0)	(\$0)	(\$0)	\$0	(\$0)	\$0	\$0	\$0	\$0	\$0



**OCEANO COMMUNITY SERVICES DISTRICT
FUND LEVEL ANALYSIS
EQUIPMENT FUND - 12**

ACCOUNT NO.	EQUIPMENT FUND - 12	ACTUAL FY 2014/2015	ACTUAL FY 2015/2016	ACTUAL FY 2016/2017	ACTUAL FY 2017/2018	ACTUAL FY 2018/2019	ACTUAL FY 2019/20	ACTUAL FY 2020/21	ESTIMATED FY 2021/22	CURRENT BUDGET FY 2021/22	PROPOSED FY 2022/23
SOURCES OF FUNDS											
REVENUES											
12-4-3800-001	Lease Revenue from Water	15,626	12,920	12,976	52,641	32,375	33,595	14,727	18,482	19,920	20,945
12-4-3800-002	Lease Revenue from Sewer	2,267	10,370	9,761	42,433	19,460	20,070	10,276	12,897	13,900	14,615
12-4-3800-005	Lease Revenue from Garbage	1,747	0	201	7,042	2,583	2,705	891	1,118	1,205	1,265
12-4-3800-003	Insurance Proceeds	0	0	2,130	0	0	0	0	0	0	0
12-4-3800-004	Surplus Sales	0	0	643	0	0	0	0	0	0	0
Total Revenues		\$19,639	\$23,291	\$25,710	\$102,115	\$54,418	\$56,370	\$25,894	\$32,497	\$35,025	\$36,825
OTHER SOURCES OF FUNDS											
		0	0	0	0	0	0	0	0	0	0
Total Other Sources of Funds		\$0	\$0	\$0	\$0	\$0	\$0	\$0	\$0	\$0	\$0
Total Sources of Funds		\$19,639	\$23,291	\$25,710	\$102,115	\$54,418	\$56,370	\$25,894	\$32,497	\$35,025	\$36,825
USES OF FUNDS											
SALARIES & WAGES											
		0	0	0	0	0	0	0	0	0	0
Total Salaries & Wages		\$0	\$0	\$0	\$0	\$0	\$0	\$0	\$0	\$0	\$0
BENEFITS											
		0	0	0	0	0	0	0	0	0	0
Total Benefits		\$0	\$0	\$0	\$0	\$0	\$0	\$0	\$0	\$0	\$0
Total Personnel Services		\$0	\$0	\$0	\$0	\$0	\$0	\$0	\$0	\$0	\$0
SERVICES & SUPPLIES											
12-5-4350-171	Maintenance - Vehicles	0	1,912	4,997	1,254	3,218	10,484	3,011	7,000	6,500	8,000
12-5-4350-172	Fuel	0	5,889	5,292	6,896	8,637	7,410	5,217	6,472	9,500	9,800
Total Services & Supplies		\$0	\$7,801	\$10,290	\$8,150	\$11,854	\$17,894	\$8,228	\$13,472	\$16,000	\$17,800
CAPITAL OUTLAY											
12-5-4350-320	Fixed Assets	0	0	0	86,833	0	0	0	0	0	0
Total Capital Outlay		\$0	\$0	\$0	\$86,833	\$0	\$0	\$0	\$0	\$0	\$0
DEBT SERVICE											
12-5-4350-320	Equipment Lease	0	9,067	9,067	9,067	9,067	0	0	15,000	15,000	15,000
12-5-4350-386	Interest Expense	436	2,177	1,226	872	502	124	0	0	0	0
Total Debt Service		\$436	\$11,244	\$10,293	\$9,939	\$9,569	\$124	\$0	\$15,000	\$15,000	\$15,000
Total Expenditures		\$436	\$19,045	\$20,583	\$104,922	\$21,423	\$18,018	\$8,228	\$28,472	\$31,000	\$32,800



**OCEANO COMMUNITY SERVICES DISTRICT
FUND LEVEL ANALYSIS
EQUIPMENT FUND - 12**

ACCOUNT NO.	EQUIPMENT FUND - 12	ACTUAL FY 2014/2015	ACTUAL FY 2015/2016	ACTUAL FY 2016/2017	ACTUAL FY 2017/2018	ACTUAL FY 2018/2019	ACTUAL FY 2019/20	ACTUAL FY 2020/21	ESTIMATED FY 2021/22	CURRENT BUDGET FY 2021/22	PROPOSED FY 2022/23
OPERATING SURPLUS/(DEFICIT)		\$19,204	\$4,246	\$5,128	(\$2,807)	\$32,995	\$38,352	\$17,666	\$4,025	\$4,025	\$4,025
TRANSFERS & ENCUMBRANCES											
	Transfers In - General Fund (Backhoe) (Transfers Out)	0	0	0	25,000	0	0	0	0	0	0
	Encumbrances - Sources of Funding Encumbrances - (Designated Funds)										
NET TRANSFERS & ENCUMBRANCES		\$0	\$0	\$0	\$25,000	\$0	\$0	\$0	\$0	\$0	\$0
RESERVES											
	Use of Reserves (Additions to Reserves)	(19,204)	(4,246)	(5,128)	(22,193)	(32,995)	(38,352)	(17,666)	(4,025)	(4,025)	(4,025)
	Other Adjustments										0
RESERVES - INCREASE / (DECREASE)		(\$19,204)	(\$4,246)	(\$5,128)	(\$22,193)	(\$32,995)	(\$38,352)	(\$17,666)	(\$4,025)	(\$4,025)	(\$4,025)
NET BUDGETARY SOURCES/USES		(\$0)	(\$0)	(\$0)	\$0	(\$0)	\$0	\$0	\$0	\$0	\$0

**OCEANO COMMUNITY SERVICES DISTRICT
PLAN OF PAYMENT AND COMPENSATION
SALARY SCHEDULE**
For the Fiscal Year Ending June 30, 2023

Step Differential: Step:	A Step #1	2.50% B Step #2	2.50% C Step #3	5.00% D Step #4	5.00% E Step #5	5.00% F Step #6	5.00% G Step #7	5.00% Longevity Step #8
General Manager								
Hourly	\$ 81.73	\$ 84.18	\$ 86.71	\$ 89.31	-	-	-	-
Annual	\$170,000	\$175,100	\$180,353	\$ 185,764	-	-	-	-
Business and Accounting Manager I								
Hourly	\$ 27.26	\$ 27.94	\$ 28.64	\$ 30.08	\$ 31.58	\$ 33.16	\$ 34.81	\$ 36.54
Annual	\$56,701	\$58,115	\$59,571	\$62,566	\$65,686	\$68,973	\$72,405	\$76,003
Business and Accounting Manager II								
Hourly	\$ 32.70	\$ 33.53	\$ 34.36	\$ 36.08	\$ 37.88	\$ 39.77	\$ 41.77	\$ 43.85
Annual	\$68,016	\$69,742	\$71,469	\$75,046	\$78,790	\$82,722	\$86,882	\$91,208
Business and Accounting Manager III								
Hourly	\$ 44.29	\$ 45.39	\$ 46.54	\$ 48.85	\$ 51.30	\$ 53.87	\$ 56.56	\$ 59.39
Annual	\$92,123	\$94,411	\$96,803	\$101,608	\$106,704	\$112,050	\$117,645	\$123,531
Account Administrator I								
Hourly	\$ 20.44	\$ 20.95	\$ 21.47	\$ 22.54	\$ 23.66	\$ 24.83	\$ 26.10	\$ 27.38
Annual	\$42,515	\$43,576	\$44,658	\$46,883	\$49,213	\$51,646	\$54,288	\$56,950
Account Administrator II								
Hourly	\$ 21.97	\$ 22.52	\$ 23.07	\$ 24.25	\$ 25.44	\$ 26.69	\$ 28.04	\$ 29.44
Annual	\$45,698	\$46,842	\$47,986	\$50,440	\$52,915	\$55,515	\$58,323	\$61,235
Account Administrator III								
Hourly	\$ 23.63	\$ 24.19	\$ 24.79	\$ 26.04	\$ 27.34	\$ 28.71	\$ 30.14	\$ 31.64
Annual	\$49,150	\$50,315	\$51,563	\$54,163	\$56,867	\$59,717	\$62,691	\$65,811
Utilities System Manager								
Hourly	\$ 44.29	\$ 45.39	\$ 46.54	\$ 48.85	\$ 51.30	\$ 53.87	\$ 56.56	\$ 59.39
Annual	\$92,123	\$94,411	\$96,803	\$101,608	\$106,704	\$112,050	\$117,645	\$123,531
Lead Operator								
Hourly	\$ 28.79	\$ 29.51	\$ 30.26	\$ 31.77	\$ 33.35	\$ 35.02	\$ 36.77	\$ 38.60
Annual	\$59,883	\$61,381	\$62,941	\$66,082	\$69,368	\$72,842	\$76,482	\$80,288
Utilities Operator I								
Hourly	\$ 21.59	\$ 22.12	\$ 22.66	\$ 23.80	\$ 25.02	\$ 26.25	\$ 27.58	\$ 28.96
Annual	\$44,907	\$46,010	\$47,133	\$49,504	\$52,042	\$54,600	\$57,366	\$60,237
Utilities Operator II								
Hourly	\$ 23.21	\$ 23.77	\$ 24.37	\$ 25.60	\$ 26.88	\$ 28.21	\$ 29.64	\$ 31.13
Annual	\$48,277	\$49,442	\$50,690	\$53,248	\$55,910	\$58,677	\$61,651	\$64,750
Utilities Operator III								
Hourly	\$ 24.94	\$ 25.55	\$ 26.20	\$ 27.52	\$ 28.89	\$ 30.33	\$ 31.86	\$ 33.44
Annual	\$51,875	\$53,144	\$54,496	\$57,242	\$60,091	\$63,086	\$66,269	\$69,555
Operator In Training								
Hourly	\$ 20.09	\$ 20.57	\$ 21.10	\$ 22.16	\$ 23.26	\$ 24.42	\$ 25.63	\$ 26.93
Annual	\$ 41,787	\$ 42,786	\$ 43,888	\$ 46,093	\$ 48,381	\$ 50,794	\$ 53,310	\$ 56,014

Position Allocation List Approved Positions:	Permanent	Temporary	Full Time	Part Time	Part Time Hours
General Manager	1	0	1	0	n/a
Business and Accounting Manager I/II/III	1	0	1	0	n/a
Account Administrator I/II/III	3	0	2	1	=< 24/wk
Utilities System Manager	1	0	1	0	n/a
Lead Operator/ Utilities Operator I/II/III / OIT	3	0	3	0	n/a
Total	9	0	8	1	n/a

OCSD MITIGATION STRATEGY: LOCAL HAZARD MITIGATION PLAN MARCH 2019

ID	Hazard(s) Mitigated	Description	Responsible Department	Funding Sources	Priority	Action Status / Notes
1.A	Education	Educate public and Stakeholders about opportunities for mitigating hazards	ALL (All indicates all OCSD Board Members and Staff)	Administration and General Fund	Medium	Ongoing
1.B	Education	Educate staff on current disaster preparedness developments	ALL	Administration and General Fund	Medium	Ongoing training with Target Solutions.
2.A	Education	Educate OAC and OCSD-BOD on trends and developments	Administration, Oceano Advisory Committee, and Board of Directors	Administration and General Fund	Medium	Ongoing
2.B	Education	Educate OAC on hazard profiles and development review process	Administration, Oceano Advisory Committee, and Board of Directors	None Required	Medium	Ongoing
2.C	Education	Compile Maps/Date Sets on Hazards	Utility Systems Manager	None Required	Low	Ongoing
3.1A	Natural Hazards	Continuity of Operations Plan	OCSD Administration	None Required	High	2/23/2022 updated SSMP. Ongoing.
3.1B	Natural Hazards	Update Emergency Plan	Utility Systems Manager	None Required	High	Completed December 2021
3.1C	Natural Hazards	Training - NIMA and ICS	ALL	None Required	Medium	April 2020 FEMA ICS 100 training. Ongoing
3.1D	Natural Hazards	Attend Disaster Drills	ALL	None Required	High	Ongoing
3.1E	Natural Hazards	PIO Training (CSTI)	OCSD Administration	Grant	High	Ongoing
3.1F	Natural Hazards	FCFA 5 year Strategic Plan	OCSD BOD and Administration	None Required	Medium	Ongoing
3.2A	Natural Hazards	Family Support Plan	OCSD Administration	None Required	Low	Ongoing
3.2B	Natural Hazards	Wastewater Pipe Repair	Utility Systems Manager	Sewer Fund	High	Ongoing
3.2C	Natural Hazards	Train Staff - SSO Protocols	Utility Systems Manager	Sewer Fund	Medium	Ongoing
3.3A	Natural Hazards	Communications Master Plan	OCSD Administration	None Required	Low	Ongoing
3.3B	Natural Hazards	Radio System Improvements	OCSD Administration	None Required / Equipment Fund	Medium	Ongoing
3.4A	Natural Hazards	Study Standby Power Systems	OCSD Administration	None Required	Medium	Ongoing
3.4B	Natural Hazards	Power Sheriff/Admin Building	OCSD Administration	Grant / General Fund	Medium	COMPLETED 7/24/2019 (Emergency Generator Project)
3.4C	Natural Hazards	Power Well #8	Utility Systems Manager	Grant / Water Fund	Medium	Ongoing
4.1A	Flooding	National Flood Insurance Program	SLO County Planning Staff and OCSD Administration	None Required	Low	Ongoing

OCSD MITIGATION STRATEGY: LOCAL HAZARD MITIGATION PLAN MARCH 2019

ID	Hazard(s) Mitigated	Description	Responsible Department	Funding Sources	Priority	Action Status / Notes
4.1B	Flooding	Flood Zone Development Restrictions	OCSD Administration, OAC and OCSD BOD	None Required	Low	Ongoing
4.1C	Flooding	Funding Flood Improvements	SLO County Public Works Staff	Grants and Flood Control District Funds	High	Proposition 1 Storm Water Implementation Grant Round 2 - Oceano Elementary. Ongoing.
4.1D	Flooding	HWY 1 Flood Project	SLO County Public Works Staff	None Required	High	COMPLETED
4.1E	Flooding	HWY 1 Infrastructure Utility Location	OCSD BOD, Admin and Utility Systems Manager	Water / Sewer Funds	High	COMPLETED
4.1F	Flooding	Levee Maintenance	SLO County Public Works	Grants and Flood Control District Funds	High	Ongoing
5.1	Earthquake	Earthquake Drill	ALL	None Required	Medium	Ongoing
5.2A	Earthquake	Pipe Repair/Replace	OCSD Admin and Utility Systems Manager	Water/Wastewater Funds/Grants and loans	High	Ongoing through the WRRP.
5.2B	Earthquake	Facilities Replacement	OCSD Admin and Utility Systems Manager	Water/Wastewater Funds/Grants and loans	High	Ongoing
5.3A	Earthquake	FCFA Rescue Training	FCFA and OCSD BOD	None Required	Low	Ongoing
5.3B	Earthquake	Earthquake Management (CTSI)	All	Grant/General Fund	Medium	Ongoing
6.1A	Haz Mat	Educate - Hazardous Materials	FCFA/OCSD BOD/ SCSS, Inc.	None Required	Low	Ongoing
6.1B	Haz Mat	Hazardous Materials Handling	Water and Wastewater Staff	None Required	Medium	Ongoing
6.2	Haz Mat	FCFA Hazardous Materials Training	FCFA/OCSD BOD	None Required	Low	Ongoing
7.1	Tsunami	Educate - Tsunami Plan	OCSD Administration	None Required	Medium	Ongoing
7.2	Tsunami	Evacuation Route	OCSD Administration	None Required	Low	Ongoing