

Oceano CSD

Item 9A - Emergency Actions to Resume Groundwater Pumping Itemized estimates as of 7/24/2019

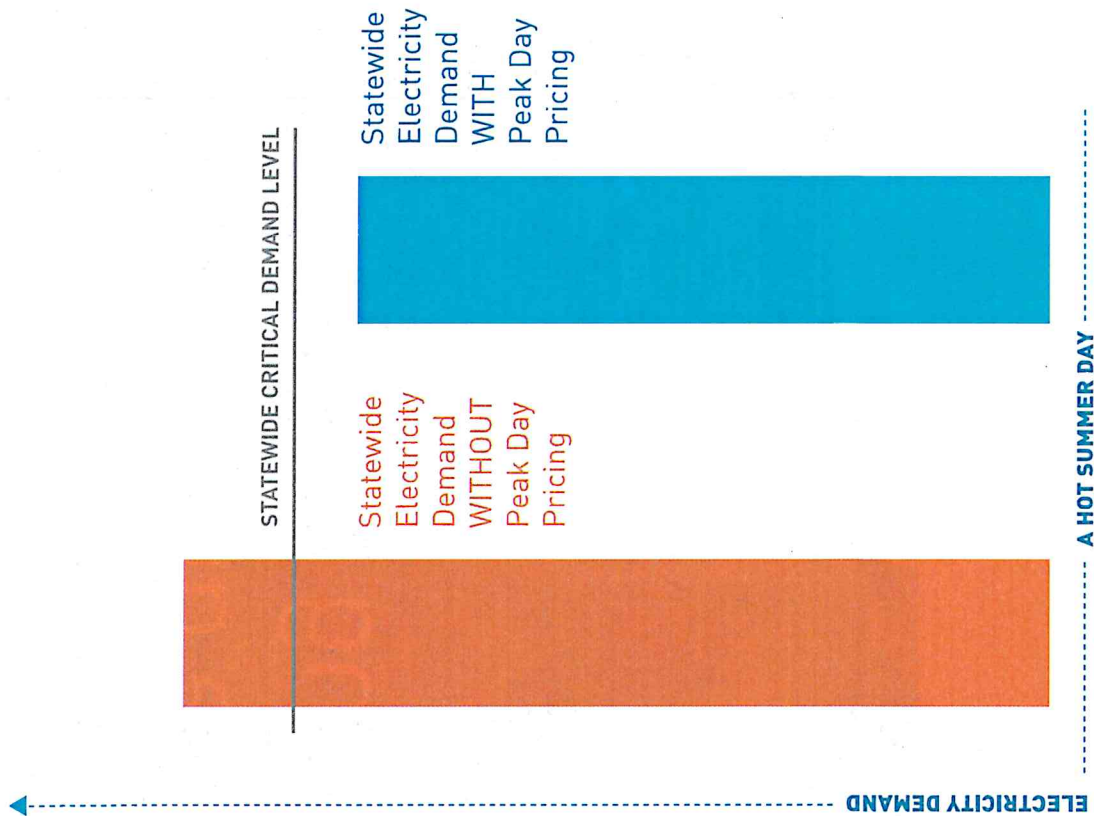
Well #4 Rehabilitation	\$24,058.77
Well #4 Motor Inspection/ Rebuild	<i>pending</i>
Well #8 Original Motor Rewind	\$5,602.00
Well #8 Current Motor Removed & Original Motor Reinstallation	\$1,200.00
Total	<u><u>\$30,860.77</u></u>



What is Peak Day Pricing?

You have recently transitioned to Peak Day Pricing

PG&E has implemented this electric rate plan at the request of the California Public Utilities Commission. Peak Day Pricing helps keep our energy supply clean and reliable when the demand for electricity across the state reaches a critical peak. This typically happens on a handful of the hottest summer days each year, when there is immense strain on the electric grid.



How does Peak Day Pricing work?



Previously, you were on a time-of-use rate plan. With both time-of-use and Peak Day Pricing, charges for energy use vary based on different times of day. Electricity costs less during off-peak times than during partial-peak or on-peak hours, rewarding customers who are able to reduce or adjust energy use during periods of high demand. With Peak Day Pricing, on a few days per year, when electricity demand reaches a critical peak, PG&E declares a Peak Day Pricing Event Day.

Peak Day Pricing is an optional rate plan that offers a trade off to customers:


- Higher rates from 2 to 6 p.m. on 9 to 15 Event Days per year
- At all other times, rates that are lower than time-of-use rates from May through October



Rate plan comparison chart

See how time-of-use and Peak Day Pricing rate plans compare

TIME-OF-USE RATES PEAK DAY PRICING RATES COMPARISON



Rates for the **Time-of-Use Plan** you were on until recently


* Based on A1 rates as of December 2017.



Rate plan comparison chart

See how time-of-use and Peak Day Pricing rate plans compare

TIME-OF-USE RATES PEAK DAY PRICING RATES COMPARISON



Rates for your current **Peak Day Pricing Plan**


* Based on A1 rates as of December 2017.



Rate plan comparison chart

See how time-of-use and Peak Day Pricing rate plans compare

TIME-OF-USE RATES PEAK DAY PRICING RATES COMPARISON



As you can see, Peak Day Pricing summer rates are lower than time-of-use summer rates during every time period except for 2 to 6 p.m. on Event Days.

* Based on A1 rates as of December 2017.




Peak Day Pricing is risk-free

Peak Day Pricing comes with automatic Bill Protection for the first 12 months. This ensures you will not pay more during your first year than you would have on your previous plan.

Here is how it works: After your first 12 months, we compare what you paid on Peak Day Pricing to what you would have paid on time-of-use. If you paid more on Peak Day Pricing, you will receive a credit for the difference on your PG&E bill.

So even if you do not save money in the first year, we guarantee you will not lose a dime.

Note to solar customers: After Bill Protection has ended, you can use Net Energy Metering credits to offset Event Day charges. Net Energy Metering True-Up statements are separate from Peak Day Pricing Bill Protection credit statements.





What do I need to do now?

1

Decide if the Peak Day Pricing Plan is right for you.
If it is not, you can opt out of the program at any time by visiting pge.com/pdpnotify.

2

Tell us how you would like to be notified.
Visit pge.com/pdpnotify to set your Peak Day Pricing notification preferences. You can be notified of Event Days via text, email or phone.

3

Engage your employees and take action.
Plan out what you will do as a team to lower your energy use from 2 to 6 p.m. on the next Event Day. Check out all the free resources we have for you on the next page.



Free resources

We have put together a set of resources to help you get the most out of Peak Day Pricing.

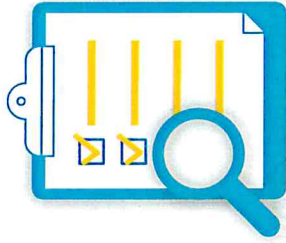

Your business.

You can get detailed information on your energy costs on your PG&E online account. We have also put together case studies so you can see what other businesses like yours are doing.

Your employees.

Get employees involved with smart tips on saving energy. Our posters deliver actionable information in an easy-to-digest format.

Click on the icons below to see free resources



Access posters with tips on the best ways to cut your energy use on Event Days.


Posters customized by industry include:

- | | | |
|----------------------|-------------------|------------------|
| <u>Education</u> | <u>Hotel</u> | <u>Retail</u> |
| <u>Grocery Store</u> | <u>Office</u> | <u>Warehouse</u> |
| <u>Healthcare</u> | <u>Restaurant</u> | <u>Other</u> |

Ready to get started? You will find everything you need at pge.com/pdp.



Click on the icons below to see free resources

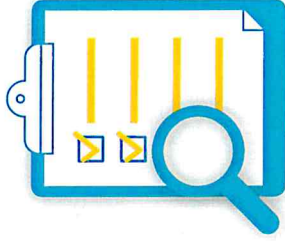



Get your **Peak Day Pricing**
rate analysis through
your PG&E online account.*

* Solar customers: To compare your rate plan options, please call **1-877-743-4112**.

Ready to get started? You will find everything you need at pge.com/pdp.

Click on the icons below to see free resources



Case Studies with in-depth information on saving energy.

Ready to get started? You will find everything you need at pge.com/pdp.



Thank you for learning about Peak Day Pricing

This is an optional plan, so the choice is yours whether or not to participate. Please visit pge.com/pdpnotify to let us know your decision.

Option 1: Stay with the plan, and **set up your Event Day notification preferences.**

Option 2: **Leave the plan.** Just opt out and you are done.